



TESUCO

TECHNICAL SUPPLIES COMPANY

HVAC-R

QUALITY GAS EQUIPMENT

tesuco.com.au

Our name Tesuco® comes from
Technical Supplies Company.

We Thank You For Choosing Our Quality Gas Equipment

Beginning in 1988, Tesuco® has established itself as a specialist equipment supplier for all gas welding, heating and cutting applications. Tesuco® is proud to be 100% Australian owned and has been quality endorsed by SAI Global to the AS/NZS ISO 9001 Standard since 1995.

Tesuco® continues to introduce new and exciting products from the best Australian and overseas manufacturers. This booklet introduces you to our range of welding, heating and cutting equipment, available through our extensive distributor network both here and abroad.



Tesuco Pty Ltd

Head Office	Unit 12, 110-120 Silverwater Road, Silverwater NSW 2128
Hours	Mon - Fri 8am - 5pm
Phone	+61 2 9737 9937
Sales	sales@tesuco.com.au
Orders	orders@tesuco.com.au
Website	tesuco.com.au



Only trained operators may use this equipment.




Scan QR code to view
our complete range
of HVAC-R equipment.



OTS200

3



CHARGING KIT

11



PURGE TOOLS

17



FLAME PRO™
& OXYGEN
CYLINDER

5



DISPOSABLE
NITROGEN GAS
CYLINDER

12



GAS KITS

18



HAND TORCH

6



NITROGEN
REGULATOR

12



BLOWPIPE
& CUTTING
ATTACHMENT

20



NITROGEN
6,000 kPa
REGULATOR

7



GAS CONTROL

13



REGULATORS

21



REFRIGERANT TEST
GAUGE

7



LEAKXPOSE®

13



TWIN HOSE SETS

22



N₂ 6,000 kPa
REGULATOR &
TEST GAUGE KIT

8



CABLE STRIPPER

14



WELDING &
BRAZING TIPS

23



NITROGEN
REGULATOR

9



BLOWGUN KIT

15



CUTTING
NOZZLES

24



LEAK DETECTOR

10



SINGLE HOSE INLET

15



ACCESSORIES

25



HIGH PRESSURE
TEST & LEAK
DETECTION KIT

10



PURGE KITS

16



FLASHBACK
ARRESTORS

28

HVAC-R Equipment

OTS200

SCAN HERE



OTS200N160

Unique Two Piece Nozzle Design
for a stable flame in all conditions



TURBOSET 200

Part No: OTS200

Tesuco® offers Flame Pro™ OxyTurbo® Set 200 for various professional brazing applications such as, plumbing, refrigeration and air conditioning.

The sets are safe and easy to transport, compact and lightweight (27 cm high and about 6 kg in weight when disposable Oxygen and Flame Pro™ cylinders are fitted).

The Turboset weight without cylinders is 4.3 kg

FEATURES

- Flame temperature over 3000°C
- Fuel gas regulator with delivery pressure gauge (CGA600 Inlet connection suitable for MAPP type gases)
- Flashback arrestors built into hand piece and regulators
- Hand piece patented design with adjustment valves
- Oxygen regulator with cylinder contents gauge
- 2 m Oxygen/fuel gas twin hose set
- Metal carry case patented lightweight design and comfortable carry handle
- Complies to international standard EN 1326
- Independently approved by Apragaz to EN 1326
- Made in Italy

INCLUSIONS

	QTY
Metal carry case	1
Oxygen regulator with inbuilt arrestors	1
Fuel Gas regulator with inbuilt arrestors	1
2 m Twin hose set fitted to the handpiece	1
Hand piece with inbuilt arrestors	1
Lance fitted with 160 L size nozzle	1
Star holder with 4 sized nozzles (63, 100, 250 & 315 L)	1
Protective goggles	1
Multipurpose spanner	2
Flint lighter	1
Filler metal with deoxidiser	1
Spare oxygen regulator 'O'-rings	3
Instruction manual	1

ACCESSORY (optional extra)


PART NO	DESCRIPTION
OTS200BL	Bendable lance (Item 24, listed on page 4)



Disposable gas cylinders sold separately.
See page 5.

HVAC-R Equipment

OTS200 Spare Parts



INDICATIVE GAS CONSUMPTION RATES

NOZZLE SIZE	OXYGEN	FUEL GAS
63 L	150 g/h (45 min)	40 g/h (5.5 h)
100 L	180 g/h (35 min)	84 g/h (4.0 h)
160 L	250 g/h (25 min)	117 g/h (2.5 h)
250 L	400 g/h (20 min)	150 g/h (2.0 h)
315 L	550 g/h (15 min)	230 g/h (1.5 h)

PART NO	DESCRIPTION
1 OTS200LS	Lance set
2 OTS200N063	63 L Nozzle
3 OTS200N100	100 L Nozzle
4 OTS200N160	160 L Nozzle
5 OTS200N250	250 L Nozzle
6 OTS200N315	315 L Nozzle
7 OTS200ST	Star tip set
8 OTS200RMG	Pressure gauge for MAPP gas regulator
9 OTS200RM	Fuel gas regulator
10 OTS200RGK	Regulator control knob fuel gas
11 OTS200ROG	Pressure gauge for oxygen regulator
12 OTS200ROK	Regulator control knob oxygen
13 OTS200RO	Oxygen regulator
14 OTS2000HK	2 m Oxygen hose set

PART NO	DESCRIPTION
15 OTS200GHK	2 m Fuel gas hose set
16 OTS200RMS	Red metal storage unit
17 OTS200HA	Hand piece assembly with 2 m hose set
18 OTS200HGK	Handle control knob fuel gas
19 OTS200HOK	Handle control knob oxygen
20 OTS200GRB	Red bracket fuel gas
21 GTFP	400 g Flame Pro™ cylinder
22 OTS200ORB	Red bracket oxygen
23 OOB	1 LTR Oxygen cylinder
24 OTS200BL	Bendable lance (sold separately)
25 OTS0RO	'O'-ring for oxygen regulator
26 OTS200HH	Hose clip (2 per hose set)
27 OTSORM	'O'-ring for fuel gas regulator
OTS200IM	Instruction manual for Turbo Set 200

HVAC-R Equipment

Gas



FLAME PRO™
Part No: GTFP



Flame Pro™ is a fuel gas in a disposable cylinder. It is designed for use with the Turbo Set 200, which is aimed at the plumbing, air conditioning, refrigeration and other professional trades markets. With oxygen, it has a flame temperature in excess of 3,000°C, making it ideal for many applications requiring a higher temperature than LpG on its own.

Minimum order quantity to distributors is 12 units.

SPECIFICATIONS

Materials of construction	Steel
Operating temperature	Not to Exceed +49°C
DG classification	2.1
Outlet connection	CGA 600
Warranty	1 Year (Manufacturer's defect)
Country of origin	USA



Some brands of gas cylinders are not 100% propylene and will reduce the flame temperature.



OXYGEN CYLINDER
Part No: OOB

Oxygen is in a disposable cylinder. It is designed for use with the Turbo Set 200. With Flame Pro™ gas the flame temperature is in excess of 3,000°C, making it ideal for many applications requiring a higher temperature than LpG on its own.

Minimum order quantity to distributors is 12 units.

SPECIFICATIONS

Materials of construction	Steel
Cylinder	Brass
Valve	
Operating temperature	Not to Exceed +50°C
DG classification	2.2 Sub-class 5.1
Outlet connection	M12 x 1 mm RH Male
Volume	0.1 m³
Cylinder pressure	11,000 kPa
Test pressure	16,000 kPa
Water capacity	1 LTR
Warranty	1 Year (Manufacturer's defect)
Country of origin	Italy

HVAC-R Equipment

Hand Torch



HAND TORCH

Part No: GBTP

Portable brazing and heating torches are an essential item for plumbing, HVAC-R and service industry technicians for many applications. Designed to fit directly to a Flame Pro™ (or equivalent) cylinder, the Tesuco® hand brazing torch comes with piezo auto-ignite functionality. With a plastic handle and a stainless steel barrel and heavy duty brass tip, it is durable and reliable. The swirl flame tip gives a stable flame in the wind, better combustion and an expanded heat zone with a flame temperature using the Flame Pro™ gas of up to approximately 1450°C.

FEATURES

- High intensity swirl flame
- 360° swivel tip, suitable for difficult positions
- Trigger locking button
- Piezo ignition trigger
- Comfortable handgrip handle design
- CGA600 inlet connection suitable for propane and MAPP type gases
- Quick locking tip connection
- Control valve for adjustable flame
- Heavy duty torch tip for long life

SPECIFICATIONS

Packaging type	Hangsell display
Materials of construction	
Handle	Plastic
Barrel	Stainless steel
Nozzle	Brass
Seal	NBR 70
Inlet connection	CGA 600
Dimensions (mm)	
Product only	(H) 280 x (W) 135 x (D) 40
with packaging	(H) 380 x (W) 170 x (D) 55
Weight	
Nett	0.53 kg
Gross	0.69 kg
Warranty	3 Year limited (Manufacturer's defect)
Country of origin	China

SPARE PARTS

PART NO	DESCRIPTION
1 GBTPHG	Flame heat guard
2 SPBTT1	Hand torch tip 10 mm



Recommended to be used with Flame Pro™ as listed on page 5.

HVAC-R Equipment

Testing



i Meets AS 4267

NITROGEN 6,000 kPa REGULATOR

Part No: RI1SNI60C

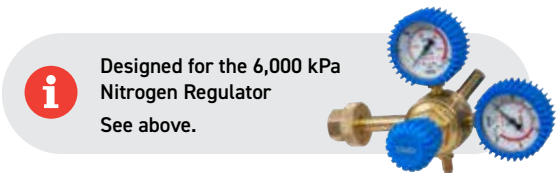
The same professional regulator proven over years in the HVAC-R segment, but now with a hand wheel tightening feature and supplied in a sturdy IP55 rated plastic storage case with a foam insert to keep the regulator safe from damage.

FEATURES

- Safety pressure gauges to AS 4706
- Side entry to suit all nitrogen cylinders
- Gauge protectors for added durability
- Safety relief valve to protect downstream equipment
- 63 mm gauges for easy reading adjustment
- Dual scale kPa and psi to suit industry standards
- Inlet filter to protect the seat
- 1/4" SAE flare outlet
- 5/16" SAE flare adaptor for R410a systems
- Range of spare parts are available

SPECIFICATIONS

Max. inlet pressure (p_1)	30,000 kPa
Max. outlet pressure (p_2)	6,000 kPa
Max. flow rate	150 m ³ /h @ 6,000 kPa outlet, 20,000 kPa inlet
Inlet connection	Type 50
Outlet connection	1/4" SAE flare
Outlet adaptor	5/8" SAE flare
Country of origin	Italy



REFRIGERANT TEST GAUGE, HOSE & VALVE UNIT

Part No: OTRGHV


Tesuco® introduces a new economical, built for purpose product for the HVAC-R industry. This unit is used as an accessory with our 6,000 kPa nitrogen regulator to easily perform pressure testing for equipment using the various refrigerant gases. The test pressures aligned to a particular refrigerant are indicated in the colour coded shaded areas on the gauge. A movable pointer can be set at the correct pressure, when the regulator is adjusted to reach this pressure the valve can be closed, isolating the supply and then the unit measured for pressure drop.

FEATURES

- Isolation valve
- Pressure indicator
- Large 80 mm easy to read gauge
- Movable red pointer to set test pressure
- Indicated test pressures for refrigerants

SPECIFICATIONS

Maximum pressure	10,000 kPa
Inlet connection	1/4" SAE flare male
Outlet connection	5/16" SAE flare female




SPARE PARTS

	PART NO	DESCRIPTION
1	SPRGP63BL	Gauge protector
2	SPRRV900	Safety relief valve
3	SPRGI300NI	Safety pressure gauge inlet pressure
4	SPRGI100NI	Safety pressure gauge outlet pressure
5	SPR01B1F	1/4" SAE flare outlet
6	SPRA410A	5/16" SAE flare adaptor
7	SPRKI60	Spare parts kit
8	SPR050	Type 50 O-ring
9	SPRGWA	Gauge washer – aluminum <i>Note: This part is inside the regulator but it is important to use this washer when replacing the pressure gauges.</i>
10	SPRCKNI	Control Knob, Nut, Label
11	SPRIH50B	Handwheel Type 50
12	SPRS50B2L	Regulator Stem Brass, Type 50
13	OTIP55C	IP55 Rated regulator case (see page 8)



NITROGEN 6,000 kPa REGULATOR & TEST GAUGE KIT
Part No: RI1SNI60CTG

The same professional regulator, with the hand wheel tightening feature supplied as a kit with the refrigeration test gauge, all in a sturdy IP55 rated plastic storage case with a foam insert to keep the regulator and test gauge safe from damage.

 Meets AS 4267



NITROGEN 20,000 kPa REGULATOR

Part No: RG1SNI200F

R744 Systems can be used in the air conditioning market, for various motor vehicles, cabinets for supermarkets, containers and climate control residential air conditioning systems.

FEATURES

- Safety pressure gauges
- Side entry to suit all nitrogen cylinders
- Dual scale kPa and psi to suit industry standards
- Inlet filter to protect the seat
- 1/4" SAE flare outlet

SPECIFICATIONS

Maximum inlet pressure (p_1)	38,000 kPa
Maximum outlet pressure (p_2)	20,000 kPa
Maximum flow rate	360 m ³ /h
Inlet connection	Type 50
Outlet connection	1/4" SAE flare
Country of origin	China



NITROGEN REGULATOR FOR DISPOSABLE CYLINDERS

Part No: RI1SNI60M10

A small, very high outlet pressure regulator designed for use with disposable cylinders containing nitrogen or nitrogen / hydrogen mixtures (LeakXpose®). It is used for the convenient, high pressure testing of air conditioning and refrigeration systems. Used with LeakXpose®, it can be used for leak detection in domestic, commercial and automotive air conditioning systems, or refrigeration systems. Combined with disposable gas cylinders it is especially suited to on site testing and leak detection.

FEATURES

- Safety pressure gauges to AS 4706
- Gauge protectors for added durability
- Safety relief valve to protect downstream equipment
- 63mm gauges for easy reading adjustment
- Dual scale kPa/psi to suit industry standards
- Inlet filter to protect the seat
- 1/4" SAE flare outlet to suit standard hose connections

SPECIFICATIONS

Flow rate	50 m ³ /hr
Inlet configuration	Side
Maximum inlet pressure (p_1)	14,500 kPa
Maximum outlet pressure (p_2)	6,000 kPa
Inlet connection	M10 x 1
Outlet connection	1/4 SAE Flare RH



KK007 LEAK DETECTOR

Part No: OTK007

KK007 is a universal electronic leak detector designed to detect not only a mixture of Nitrogen/5% Hydrogen, but also a number of refrigerant gases (R134A – R404A – R407C – R410A – R22 – R1234yf, etc.) supplied in a convenient plastic case for storage and transportation. The reduced heating time (approx. 45 seconds) and the practical ergonomic handle make it easy to use. A reference leak source is included.

FEATURES

- Detection of leaks less than 5 ppm (2g/year)
- Multi colour visual display
- Three-colour LED indicator bar and a battery status indicator
- Microprocessor control
- High – Medium – Low sensitivity selector
- Automatic zero and background compensation
- Carry Case

SPECIFICATIONS

Time until ready	45 Seconds
Power supply	AA Alkaline batteries x 4
Operating period	Approximately 7 hours with normal use
Weight	400 g
Dimensions (mm)	
Product only	(L) 173 x (W) 66 x (D) 56
With packaging	(L) 330 x (W) 250 x (D) 76
Country of origin	Italy



HIGH PRESSURE TEST & LEAK DETECTION KIT


Part No: RITK60C

When pressure testing air conditioning units, they can be filled with a 95% nitrogen and 5% hydrogen mixture (inert) up to pressures of 6,000 kPa using the specially designed high pressure regulator. The leak test gauge will indicate any pressure drop, indicating a leak. Should this occur, the existing gas mixture in the unit can be used to find the leak using the electronic leak detector. Ideal for domestic, commercial and automotive air conditioning systems.

PART NO	DESCRIPTION
GTNIHY2	Disposable 2.2 L cylinder, 95% nitrogen/5% hydrogen mixture
RI1SNI60M10	6,000 kPa Mini regulator for disposable cylinders
OTRGHV	Leak test gauge with refrigerant pressure settings
OTK007	Electronic leak detector

HVAC-R Equipment

Testing



R744 CO2 CHARGING KIT

Part No: TECK01

TECK01 is a charging kit used with R744 liquid CO2 suitable for use on TRANSCRITICAL AND SUBCRITICAL SYSTEMS!

The charging kit comes complete with needle valve, safety relief valve, purge valve, pressure gauges and 5 m hose assembly. It is packaged in a plastic case with foam insert for protection of the equipment when not in use.

FEATURES

- High speed liquid charging.
- Pressure gauge for cylinder pressure.
- Pressure gauge for charging pressure.
- Hand wheel type 30 cylinder connection with soft seal.
- 304 Stainless Steel braided hose for durability.
- Purge valve with "OPEN" & "CLOSE" windows.
- Carry case

KIT SPECIFICATIONS

Maximum design pressure	175 Bar (17,500 kPa)
Inlet connection	Type 30 hand wheel
Outlet connection	1/4 SAE Flare Male
Working pressure	200 Bar (20,000 kPa)
Dimension	250 x 215 x 80 mm
Pack dimensions	340 x 290 x 130 mm
Weight	3.4 kg
Country of assembly	Australia

HOSE SPECIFICATIONS

Hose length	5 m
Hose ID	1/4"
Hose connections	1/4 SAE Flare female swivel nut
Working pressure	175 Bar (17,500 kPa)
Burst pressure	700 Bar (70,000 kPa)
Material	PTFE with 304 stainless steel braiding
Temperature range	-70 to +260°C



HACCP Compliant

DISPOSABLE NITROGEN GAS CYLINDER

Part No: GTNI2

In many cases, disposable cylinders are cheaper than refilling reusable cylinders. Non-refillable cylinders often save time and do not require periodic re-certification. The 2.2 litre disposable gas cylinders have a much larger capacity and are filled to a much higher pressure than conventional disposable cylinders currently available. Cylinder and regulator combination is ideal for on-site testing, purging, drain clearing or inerting. Disposable gas cylinders meet EN12205-2001/TPED 99/36, EN15614-1, EN1418, CE Compliant for the cylinders and CE Directive 2010/35/EU for the valve.

SPECIFICATIONS

Packaging type	Cardboard carton of 6 cylinders
Materials of construction	
Cylinder	Welded steel
Valve	Brass
Valve seal	PTFE
Operating temperature	-20°C to +60°C
Dimensions (mm)	
Carton of 6	(H) 365 x (W) 350 x (D) 240
Product only	(H) 314 x (Ø) 102
Outlet connection	M10 x 1
Gas volume	0.22 m³
Tare weight	1.72 kg
Purity (typical)	Minimum 99.995%
Pressure	10,000 kPa @ +20°C
Test pressure	14,500 kPa
Warranty	1 Year (Manufacturer's defect)
Country of origin	Italy



NITROGEN REGULATOR

Part No: RG1MNI15

FEATURES

- Outlet pressure gauge
- Cylinder contents gauge
- Adjustable pressure
- Suitable for nitrogen and leakxpose cylinders

SPECIFICATIONS

Maximum inlet pressure (p_1)	15,000 kPa
Maximum outlet pressure (p_2)	1,500 kPa
Inlet type	M10 x 1
Outlet type	1/4" SAE flare
Pressure gauge	2
Pressure	0 - 1,500 kPa

HVAC-R Equipment

Testing



GAS CONTROL

Part No: OTLDS

Gas Control is a technologically advanced gas leakage detection spray, designed to test the hermetic sealing of any type of gas system. The liquid has a special formulation to inhibit corrosion when used on copper, brass and steel. The liquid, when applied will detect the slightest leak, forming bubbles or foam where it occurs.

FEATURES

- Sold to distributors in a display pack of 12 units
- Aerosol with easy to use Acc-U-Sol valve
- Aluminum container
- Safety tear-off tab
- Small red extension tube supplied for accurate application as pictured
- Approved by DVGW to DIN EN 14291

SPECIFICATIONS

Contents	400 g
Dimensions (mm)	
Product only	(H) 215 x (Ø) 66
Carton of 12	(H) 225 x (W) 270 x (D) 205
Classification	UN 1950, aerosols, class 2.2
Minimum order	12 Units



LEAKXPOSE®

Part No: GTNIHY2



LeakXpose® in disposable gas cylinders is the most efficient and cost effective way to detect leaks in HVAC-R systems. It is an inert mixture of 95% nitrogen and 5% hydrogen that is non-toxic and environmentally safe. When the system is charged with the gas, very small leaks can be found using a suitable electronic leak detector. This is due to the very small molecular size and low density of hydrogen. LeakXpose® can be used with the same nitrogen regulator currently used with nitrogen disposable gas cylinders. The gas is also compatible with all nitrogen hoses.

SPECIFICATIONS

Contents	0.22 m³
Capacity	2.2 Litres
Dimensions (mm)	(H) 365 (Ø) 102
Classification	UN 1956, Aerosols, Class 2
Valve connection	M10 x 1
Weight	1.19 kg
Standard	EN ISO 11118



CABLE STRIPPER

Part No: TWSM01

The multi-function cable stripper allows all common round cables to be stripped accurately, quickly and safely. The cutting depth of the blade can be regulated infinitely with the help of an adjustment wheel in the casing. This prevents damage to the inner wires. The blade is self rotating and integrated into the casing, allowing automatic conversion from circular to longitudinal cutting. The additional wire stripping function has been integrated into the casing and allows all common flexible and solid conductors to be stripped quickly and efficiently. All blades are made from a special high tensile sharpened steel for extremely long life.

SPECIFICATIONS

Suitable cable type	
External	Round
Internal	Solid, standard or braided with PVC insulation
Multi-function stripping	
External	0.4 - 28 mm
Internal	0.5 - 0.6 mm ²
Inner blade	Adjustable and replaceable
Approvals/certificates	Safety tested by TÜV NORD
Material	Glass fibre reinforced polyamide
Country of origin	Germany




TWSMD

PART NO


DESCRIPTION

TWSM01	Cable stripper multi-function External cable 4 - 28 mm, Internal wire 0.5 - 6 sq. mm
TWSMD	Display pack complete 12 x Wire stripper and foam display



HVAC-R Equipment

Other



i Suits the Tesuco® 3 metre inert hose
Part No: GWSWIG3F

BLOWGUN KIT

Part No: BGP

The HVAC-R blow gun kit is lightweight and designed to fit comfortable in the user's hand. There is a rubber tip for blowing out pipes and drains and a safety tip with a safety by-pass which prevents excessive pressure build up in the gun if the tip becomes clogged. An extension needle tip is also included for extra reach and getting in behind areas for dusting fins etc. The kit can be used with the HVAC-R hose and regulators for either refillable cylinders or disposable cylinders.

SPECIFICATIONS

Blow Gun	
Inlet connection	1/4" SAE flare Male
Outlet connection	M10 x Female
Body	Brass
Internals	Brass
Tips	
Inlet connection	M10 x 1 Male
Material	Brass, rubber
Length	150 mm extension tip



SINGLE INERT HOSE

Part No: GWSWIG3F

Tesuco® provides a hose set for inert gas. They are manufactured to AS 1335 including the strength tests for the end fittings. Hose fittings are marked with the assembly company as required by the standard.

SPECIFICATIONS

Inlet connection	5/8" - 18 UNF RH
Outlet connection	1/4" FM flare
Length	3 m
Rating	1,500 kPa
Size	5 mm ID



RDNIPK



RC1NIPK

NITROGEN PURGE KITS

These purge kits provide an engineered solution for purging easily and effectively using refillable and disposable cylinders. The kit comprises means to regulate flow to litres per minute, purge tools to allow for a quick and easy positive seal for many different pipe dimensions and a dedicated 3 metre hose. The kit allows you to purge at a regulated flow rate and create a positive seal, which reduces the amount of gas used and limits any ingress of air during the repair.

FEATURES

- Cylinder contents gauge
- Flowmeter
- 3 m inlet gas hose
- Purge tool for 5 - 20 mm (1/4" - 3/4") pipe
- Purge tool for 20 - 29 mm (3/4" - 1 1/8") pipe
- Anodised aluminum construction
- Knurled hand grips for positive seal
- Set pressure nitrogen regulator
- Gauge protector
- Accurate flow reading

SPECIFICATIONS	RDNIPK	RC1NIPK	RC1NIPK4
Regulator			
Max. inlet pressure	13,000 kPa	20,000 kPa	20,000 kPa
Outlet pressure	0 - 8 L/min	300 kPa preset	300 kPa preset
Inlet connection	M10 x 1 FM	Type 50	Type 50
Outlet connection	5/8-18 UNF RH M	5/8-18 UNF RH M	5/8-18 UNF RH M
Hose			
Max. inlet pressure	1,200 kPa	1,200 kPa	1,200 kPa
Inlet connection	5/8-18 UNF RH FM	5/8-18 UNF RH FM	5/8-18 UNF RH FM
Outlet connection	1/4" SAE flare FM	1/4" SAE flare FM	1/4" SAE flare FM
Purge tools			
Inlet connection	1/4" SAE flare M	1/4" SAE flare M	1/4" SAE flare M
Flowmeter			
Max. inlet pressure		800 kPa	800 kPa
Outlet flow range		0 - 25 L/min	0 - 40 L/min
Inlet connection		5/8-18 UNF RH FM	5/8-18 UNF RH FM
Outlet connection		5/8-18 UNF RH M	5/8-18 UNF RH M



Set pressure regulator with flowmeter can be purchased separately.

PART NO	DESCRIPTION	RDNIPK	RC1NIPK	RC1NIPK4
GEPT1	Purge tool for 5 - 20 mm (1/4" - 3/4") pipe	•	•	•
GEPT2	Purge tool for 20 - 29 mm (3/4" - 1 1/8") pipe	•	•	•
RC1SNISP	Set pressure nitrogen regulator		•	•
OTMRIGP5	Nitrogen regulator	•		
RCFL25	Flowmeter 0 - 25 L/min		•	
RCFL40	Flowmeter 0 - 40 L/min			•
GWSWIG3F	3 metre inert hose	•	•	•

HVAC-R Equipment

Purging



NITROGEN PURGE TOOLS

When repairing refrigeration/air conditioning piping, the internal area of the pipe should be purged with nitrogen to prevent oxidation around the internal joint during the brazing process. The Tesuco® purge tools allow for a quick and easy positive seal for many different pipe dimensions. A positive seal for the nitrogen purge process reduces the amount of gas used and limits any ingress of air during the repair.

FEATURES

- 1/4" SAE flare connection
- Anodised aluminium construction
- For purging pipe sizes 5-20 mm (1/4"-3/4") and 20-29 mm (3/4"-1 1/8")
- Knurled hand grips for positive seal
- 3 mm and 6 mm Orifice

SPECIFICATIONS

Inlet thread	1/4" SAE flare (7/16-20 UNF)
Length	150 mm
Pipe size range	
GEPT1	5 - 20 mm (1/4" - 3/4")
GEPT2	20 - 29 mm (3/4" - 1 1/8")

PART NO	DESCRIPTION
GEPT1	Purge tool for 5 - 20 mm (1/4" - 3/4") pipe
GEPT2	Purge tool for 20 - 29 mm (3/4" - 1 1/8") pipe
GEPTT	Twin pack – One each of the above



HVAC-R Equipment

Gas Kits



GWKOA



All nozzles and tips can be safely used on a 'G' size acetylene cylinder.

GWKOA

Oxygen/Acetylene

The oxygen/acetylene gas kit has been designed to include the equipment needed for the majority of welding, heating and cutting work. The equipment fully meets the requirements and other referenced standards of AS 4839. Regulators are bottom entry.

FEATURES

- Gas hoses meet Australian standard AS 1335
- Regulators meet Australian standard AS 4267 including the promoted ignition test
- Flashback arrestors are BAM certified, details on page 26
- Flashback arrestors meet AS 4603

Acetylene cylinder guide for safe use, refer to your gas supplier.

G = ■ **E** = ● **D** = ▲



Also available with side entry regulators to suit smaller cylinders.
Part No: GWKOAS



PART NO	DESCRIPTION
GWKITE	Heavy duty red kit box with equipment tray
GWKTWC	Tray for kit box
RC1BOX10	Oxygen regulator – Bottom entry
RC1BAC1.5	Acetylene regulator – Bottom entry
FRSFD	Flashback arrestor, Regulator end, Fuel Gas
FRSOD	Flashback arrestor, Regulator end, Oxygen
GWTWOA10	Twin gas hose 10 m – Oxygen/Acetylene
FTSFD	Flashback arrestor, Torch end, Fuel Gas
FTSOD	Flashback arrestor, Torch end, Oxygen
GWWH01	Blowpipe
GWMI10	Mixer 10 mm
GWWT10	Welding tip, Oxygen/Acetylene, Size 10
GWWT12	Welding tip, Oxygen/Acetylene, Size 12
GWWT15	Welding tip, Oxygen/Acetylene, Size 15
GWWT20	Welding tip, Oxygen/Acetylene, Size 20
GWCA01	Cutting attachment
GWCNA08	Cutting nozzle, Oxygen/Acetylene, Size 8
GWCNA12	Cutting nozzle, Oxygen/Acetylene, Size 12
GWCNA15	Cutting nozzle, Oxygen/Acetylene, Size 15
GWRB	Radius bar and pivot
GWRG	Roller guide
GWG	Welding goggles
GWTF	Flint lighter
GWTC	Tip cleaners
GWS	Combination spanner
GWKIM	Instruction manual for gas equipment

HVAC-R Equipment

Gas Kits



GWKOL

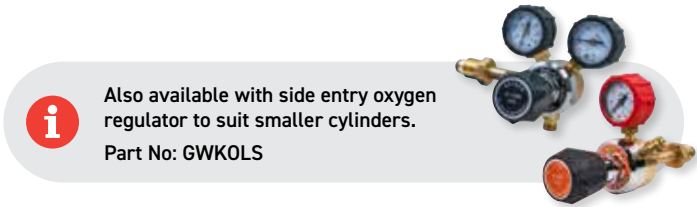
Oxygen/LpG

The oxygen/LpG gas kit has been designed to include the equipment needed for the majority of brazing, heating and cutting work. The equipment fully meets the requirements and other referenced standards of AS 4839.

FEATURES

- Gas hoses meet Australian standard AS 1335
- Regulators meet Australian standard AS 4267 including the promoted ignition test
- Flashback arrestors are BAM certified, details on page 26
- Flashback arrestors meet AS 4603

PART NO	DESCRIPTION
GWKITE	Heavy duty red kit box with equipment tray
GWKTWC	Tray for kit box
RC1BOX10	Oxygen regulator – Bottom entry
RC1RLP4	LpG regulator – Rear entry
FRSFD	Flashback arrestor, Regulator end, Fuel Gas
FRSOD	Flashback arrestor, Regulator end, Oxygen
GWTWOL10	Twin gas hose 10 m – Oxygen/LpG
FTSFD	Flashback arrestor, Torch end, Fuel Gas
FTSOD	Flashback arrestor, Torch end, Oxygen
GWWH01	Blowpipe
GWMI10	Mixer 10 mm
GWBT08	Brazing tip, Oxygen/LpG, Size 8
GWBT12	Brazing tip, Oxygen/LpG, Size 12
GWBT15	Brazing tip, Oxygen/LpG, Size 15
GWBT20	Brazing tip, Oxygen/LpG, Size 20
GWCA01	Cutting attachment
GWCNL08	Cutting nozzle, Oxygen/LpG, Size 8
GWCNL12	Cutting nozzle, Oxygen/LpG, Size 12
GWCNL15	Cutting nozzle, Oxygen/LpG, Size 15
GWRB	Radius bar and pivot
GWRG	Roller guide
GWG	Welding goggles
GWTF	Flint lighter
GWTC	Tip cleaners
GWS	Combination spanner
GWKIM	Instruction manual for gas equipment



Also available with side entry oxygen regulator to suit smaller cylinders.
Part No: GWKOLS



BLOWPIPE

Part No: GWWH01

The Tesuco® blowpipe can be used with the cutting attachment and tips, as well as the range of mixers and tips for welding/brazing and the barrels and tips for heating. The valves have double "O" ring seals and the blowpipe is marked according to AS 4839.



CUTTING ATTACHMENT

Part No: GWCA01

Tesuco® cutting torches with multi mixer, is suitable for both Type 41 (oxygen/acetylene) and Type 44 (oxygen/LpG) cutting nozzles. They feature hand tightening for ease of attachment to the blowpipe and are marked according to AS 4839. Standard cutting head design at 90°.

Designed for cutting up to 150 mm.



CUTTING ATTACHMENT

Part No: GWCA02

Like the standard cutting attachment, this model has a 180° cutting head specially designed to cut in those hard to get places.



MIXER

Part No: GWM110

All mixers feature hand tightening for ease of attachment to the blowpipe. The GWM110 mixer is suitable for both oxygen/acetylene welding and oxygen/LpG (natural gas) brazing applications. Mixers are marked according to AS 4839.

Other mixers are available for large heating applications.

HVAC-R Equipment

Regulators



OXYGEN REGULATORS

Type 10

The oxygen regulators have been manufactured and tested to AS 4267. As well as passing the oxygen shock test, they have also passed the other more severe oxygen ignition test. They are manufactured from machined brass, are easily adjustable and have easy to read pressure gauges. The regulator is colour coded and marked as required in the standard. For welding/brazing applications, the RC1SOX4.5 is best suited due to the lower delivery pressure gauge. Gauge protectors are also included.

PART NO	DESCRIPTION	IN (kPa)	OUT (kPa)
RC1BOX10	Bottom entry	20,000	1,000
RC1SOX10	Side entry	20,000	1,000
RC1SOX4.5	Side entry	20,000	450



ACETYLENE REGULATORS

Type 20

The acetylene regulators have been manufactured and tested to AS 4267. They are manufactured from machined brass, are easily adjustable and have easy to read pressure gauges. The regulator is colour coded and marked as required in the standard. Gauge protectors are also included.

PART NO	DESCRIPTION	IN (kPa)	OUT (kPa)
RC1BAC1.5	Bottom entry	2,500	150
RC1SAC1.5	Side entry	2,500	150



LpG REGULATOR

Type 21

The rear entry LpG regulators are designed so that the cylinder shroud is adequately cleared by the regulator outlet, so that flashback arrestors and hoses can be easily connected. They are manufactured from machined brass, are easily adjustable and have easy to read pressure gauges. The regulator is colour coded and marked as required in the standard. A gauge protector is included.

PART NO	DESCRIPTION	IN (kPa)	OUT (kPa)
RC1RLP4	Rear entry	20,000	400

TWIN HOSE SETS

Oxygen/Acetylene

Tesuco® has a range of hose sets available for oxygen/acetylene applications. Applications for welding and cutting require 5 mm hose ID (Inside Diameter) while heating and gouging, 10 mm ID must be used to ensure the correct flowrate is supplied. All hoses have been manufactured to AS 1335 and have factory fitted crimped hose connections. All hoses have been factory tested.



GWTWOA10



GWTW10A10

PART NO	SIZE (m)	HOSE ID (mm)
GWTWOA5	5	5
GWTWOA10	10	5
GWTWOA15	15	5
GWTWOA20	20	5

PART NO	SIZE (m)	HOSE ID (mm)
GWTW10A10	10	10
GWTW10A15	15	10

TWIN HOSE SETS

Oxygen/LpG

Tesuco® has a range of hose sets available for oxygen/LpG applications. Applications for welding and cutting require 5 mm hose ID (Inside Diameter) while heating and gouging, 10 mm ID must be used to ensure the correct flowrate is supplied. All hoses have been manufactured to AS 1335 and have factory fitted crimped hose connections. All hoses have been factory tested.



GWTWOL10



GWTW10L10

PART NO	SIZE (m)	HOSE ID (mm)
GWTWOL5	5	5
GWTWOL10	10	5
GWTWOL15	15	5
GWTWOL20	20	5

PART NO	SIZE (m)	HOSE ID (mm)
GWTW10L10	10	10
GWTW10L15	15	10



Check with your gas supplier to ensure the flowrate of gas from the cylinder is applicable for the application.

HVAC-R Equipment

Tips

WELDING TIPS

Oxygen/Acetylene

Oxygen and acetylene tips can be used for fusion welding of mild steel and brazing or silver soldering of many different materials. The Tesuco® range of tips is available in different sizes. The tips are marked according to AS 4839.



GWWT08

PART NO	TIP SIZE	PRESSURE (kPa)		TYPICAL CONSUMPTION (L/min)	
		OXYGEN	ACETYLENE	OXYGEN / FUEL GAS	
GWWT06	6	50	50	1.5	■ ● ▲
GWWT08	8	50	50	2	■ ● ▲
GWWT10	10	50	50	3	■ ●
GWWT12	12	50	50	4	■ ●
GWWT15	15	50	50	6.5	■ ●
GWWT20	20	50	50	12	■

Acetylene cylinder guide for safe use, refer to your gas supplier.

G = ■

E = ●

D = ▲

BRAZING TIPS

Oxygen/LpG

Oxygen and LpG tips can be used for the brazing of many different materials. They are available in different sizes and are marked according to AS 4839.



GWBT08

PART NO	TIP SIZE	PRESSURE (kPa)		TYPICAL CONSUMPTION (L/min)	
		OXYGEN	LpG	OXYGEN / FUEL GAS	
GWBT08	8	50	50	0.5	
GWBT12	12	50	50	2	
GWBT15	15	50	50	3	
GWBT20	20	50	50	5	

HVAC-R Equipment

Nozzles

OXYGEN/ACETYLENE

Copper oxygen/acetylene cutting nozzles perform the same as traditional brass ones but have the advantage of better heat dissipation and less slag adherence. Nozzles are marked according to the requirements in AS 4839.

Maximum cutting with a GWCA01 and GWCA02 cutting attachment is 150 mm. For cutting up to 300 mm, use Tesuco® one piece cutting torches.

SCAN HERE



PART NO <small>Note: Add 'B' to part number for brass finish.</small>	MAX PLATE THICKNESS (mm)	NOZZLE SIZE	PRESSURE (kPa)		TYPICAL CONSUMPTION (L/min)		
			OXYGEN	ACETYLENE	OXYGEN	ACETYLENE	
GWSMNA6	Sheet metal	6	200	100	9	1.5	■ ● ▲
GWCNA06 (B)	6	6	200	100	11	2	■ ● ▲
GWCNA08 (B)	10	8	200	100	20	3.5	■ ● ▲
GWCNA12 (B)	20	12	250	100	38	4	■ ●
GWCNA15 (B)	75	15	350	100	75	7	■
GWCNA20 (B)	125	20	400	100	134	9	■

Acetylene cylinder guide for safe use, refer to your gas supplier.

G = ■ E = ● D = ▲

OXYGEN/LpG

Oxygen/LpG cutting nozzles perform extremely well for certain applications. Due to less carbon in LpG, there is less slag adherence to the bottom of the cut. Nozzles are marked according to the requirements in AS 4839.

Maximum cutting with a GWCA01 and GWCA02 cutting attachment is 150 mm. For cutting up to 300 mm, use Tesuco® one piece cutting torches.

SCAN HERE



PART NO	MAX PLATE THICKNESS (mm)	NOZZLE SIZE	PRESSURE (kPa)		TYPICAL CONSUMPTION (L/min)	
			OXYGEN	LpG	OXYGEN	LpG
GWCNL06	6	6	200	100	17	2
GWCNL08	12	8	200	100	30	3.5
GWCNL12	20	12	250	100	68	4.5
GWCNL15	75	15	400	100	111	6
GWCNL20	125	20	400	100	171	6.5

Note: Typical consumption rates have been listed, but may vary depending on environmental conditions.



Maximum plate thickness for a cutting attachment is 150 mm.

HVAC-R Equipment

Accessories



TRIPLE FLINT LIGHTER

Part No: GWTF

The triple flint lighter has three flints that can rotate for use as one flint wears out.



TRIPLE FLINT REPLACEMENT

Part No: GWTFR

Replacement triple flints are available separately and come in a pack of four.



TIP CLEANING SET

Part No: GWTC

During operation, cutting and welding tip holes can become blocked with slag deposits. The tip cleaning set comprises various sizes of round files designed to clear the holes of debris.



COMBINATION SPANNER

Part No: GWS

The combination spanner is designed to fit the hex sizes of all items in a gas cutting and welding kit. This includes the nozzle nut, hose fittings, roller guides and radius bar



WELDING GOGGLES

Part No: GWGP

Flame Pro® goggles are the flip up design, which can be operated using one hand. When the shaded lenses are flipped up the user is still protected by a set of clear lenses. This also saves having to remove them in-between welding, brazing and cutting operations.

Shade 5 goggles are required when using any gas welding, brazing, heating and cutting applications to protect your eyes.

HVAC-R Equipment

Safe Nozzle & Tip Sizes


Nozzles which can be safely used with one full cylinder of acetylene.

CUTTING NOZZLES

REECE	TIP TYPE	G	E	D
7001719	GWCNA06	■	●	▲
7001482	GWCNA08	■	●	▲
7001476	GWCNA12	■	●	
7001477	GWCNA15	■		
7001478	GWCNA20	■		

WELDING NOZZLES

REECE	TIP TYPE	G	E	D
7001717	GWWT06	■	●	▲
7001535	GWWT08	■	●	▲
7001536	GWWT10	■	●	
7001540	GWWT12	■	●	
7001541	GWWT15	■	●	
7001543	GWWT20	■		





All IBEDA flashback arrestors are tested prior to leaving the factory in accordance to the latest International Standards - ISO 5175-1:2017 Annex C



THROUGH FLOW

To ensure the flow rate is right.



REVERSE FLOW

To make sure the non-return valve is working.



GAS TIGHTNESS

To make sure there is no gas leaks.



FLAME TEST

Every flashback arrestor is subjected to a flashback to make sure they stop the flame.



SOLUTIONS FOR GASES



HVAC-R Equipment Flashback Arrestors

It is important that flashback arrestors continue to work to a minimum specification, as determined by the manufacturer, IBEDA, Germany. Failure to do so may actually be the cause of problems the flashback arrestor is designed to prevent from occurring. For example, a faulty non-return valve will allow the back-flow of gas to upstream equipment and an arrestor not allowing adequate through flow could be the cause of a flashback. To help prevent this, testing of flashback arrestors in service every 12 months is a requirement of AS 4603 and must be carried out on a machine built for the purpose and approved by the manufacturer. The IBEDA testing machine has been engineered to test reverse flow, through flow and the activation of the pressure sensitive cut-off valve available in resettable arrestors. The flashback arrestor models able to be tested on the IBEDA testing machine are listed on the instruction sheet; those not listed on the instruction sheet cannot be tested on the IBEDA testing machine.



WARNING

Check with Tesuco® before testing other brands.
Not all flashback arrestors sold in Australia have been tested independently or are production flame and leak tested.

Flashback arrestor with BAM testing to the latest international standard is proof that the IBEDA flashback arrestors have undergone independent product testing to fully comply with the highest standards. BAM certification body has certified the gas welding equipment – Safety devices and quick-action couplings to meet the requirements listed in:

ISO 5175-1:2017

"Gas welding equipment – safety devices – Part 1: Devices incorporating a flame (flashback) arrestor"


ISO 7289:2018

"Gas welding equipment – Quick-action couplings with shut-off valves for welding, cutting and allied processes."



BAM, The Federal Institute for Materials Research and Testing in Berlin, Germany.

Certification N°: BAM/ZBA/007/03



FBA TESTING MACHINE

Model: PVGD

The flashback arrestor testing machine is fully mobile. It is small, lightweight and does not require any power. Test medium for the PVGD is oil and grease, free compressed air or nitrogen only for the machine to be fully operational. The testing machine is supplied complete with a full range of adaptors, a regulator with a 3 m hose and quick couplings.

PART NO

DESCRIPTION

FTNI

Side entry, nitrogen regulator, adaptors and test labels

FTNID

Disposable nitrogen bottle and regulator, adaptors and test labels

FTAI

Side entry, air regulator, adaptors and test labels



QUAD PACK

Part No: FSD

The Quad pack contains one each of the standard flow oxygen and fuel gas torch end flashback arrestors and one each of the standard flow oxygen and fuel gas regulator end flashback arrestors.

Comprises one of each of the following.

PART NO	DESCRIPTION	DF	NV	TV	PV	FA
FRSFD	Fuel Gas, Standard flow, Regulator end	DF	NV	TV	PV	FA
FRSOD	Oxygen, Standard flow, Regulator end	DF	NV	TV	PV	FA
FTSFD	Fuel Gas, Standard flow, Torch end	DF	NV	TV	PV	FA
FTSOD	Oxygen, Standard flow, Torch end	DF	NV	TV	PV	FA



REGULATOR END TWIN PACK

Part No: FRD

The regulator end twin pack contains one each of the standard flow oxygen and fuel gas regulator end flashback arrestors.

Comprises one of each of the following.

PART NO	DESCRIPTION	DF	NV	TV	PV	FA
FRSFD	Fuel Gas, Standard flow, Regulator end	DF	NV	TV	PV	FA
FRSOD	Oxygen, Standard flow, Regulator end	DF	NV	TV	PV	FA
	IBEDA instruction sheet					



TORCH END TWIN PACK

Part No: FTD

The torch end twin pack contains one each of the standard flow oxygen and fuel gas torch end flashback arrestors.

Comprises one of each of the following.

PART NO	DESCRIPTION	DF	NV	TV	PV	FA
FTSFD	Fuel Gas, Standard flow, Torch end	DF	NV	TV	PV	FA
FTSOD	Oxygen, Standard flow, Torch end	DF	NV	TV	PV	FA
	IBEDA instruction sheet					

HVAC-R Equipment

Flashback Arrestors



Available in a four pack, oxygen and fuel gas, 2 torch end and 2 regulator end.
See page 28

DF NV TV PV FA

STANDARD FLOW

Model: DGN

The DGN model flashback arrestor is suitable for the majority of oxygen/fuel gas welding, brazing and cutting processes.

Note: Other thread sizes available.

SPECIFICATIONS	FRSFD	FRSOD	FRD	FRSF	FRSO
Gas service	Fuel Gas	Oxygen	Twin Pack FRSFD FRSOD	Fuel Gas	Oxygen
Inlet connection	5/8-18 UNF-LH Female	5/8-18 UNF-RH Female		5/8-18 UNF-LH Female	5/8-18 UNF-RH Female
Outlet Connection	5/8-18 UNF-LH Male	5/8-18 UNF-RH Male		5/8-18 UNF-LH Male	5/8-18 UNF-RH Male
Max. working pressure (kPa)	A 150 H 350 MP 500	O 2500		A 150 H 350 MP 500	O 2500
Max. airflow					
Acetylene	185 L/min @ 150 kPa				
LpG natural gas	541 L/min @ 500 kPa				
Hydrogen	358 L/min @ 350 kPa				
Oxygen	2,035 L/min @ 2,500 kPa				
Packaging	DP	DP	DP	BX	BX



DF NV TV PV FA

STANDARD FLOW QUICK ACTION COUPLING

Model: DGNDK-D4

The DGNDK model flashback arrestor offers all of the functionality of the DGN standard flow model, with the addition of a quick action coupling and pin. The pin connects to the hose while the flashback arrestor remains on the regulator. The hose can then be connected to the flashback arrestor via the coupling pin. This allows for quick connection and disconnection of the hose without the need for spanners. The coupling and pin meet ISO 7289:2018 and the IBEDA design ensures no leakage.

*Note: The DGNDK-D4 models are supplied with D4 5/8-18 UNF coupling pins to ISO 7289:2018 (others are available)
Other thread sizes available.*

SPECIFICATIONS	FRSFQD4D	FRSQD4D	FRQD4D	FRSFQD4	FRSQD4
Gas service	Fuel Gas	Oxygen	Twin Pack FRSFQD4D FRSQD4D	Fuel Gas	Oxygen
Inlet connection	5/8-18 UNF-LH Female	5/8-18 UNF-RH Female		5/8-18 UNF-LH Female	5/8-18 UNF-RH Female
Outlet Connection	5/8-18 UNF-LH Male	5/8-18 UNF-RH Male		5/8-18 UNF-LH Male	5/8-18 UNF-RH Male
Max. working pressure (kPa)	A 150 H 350 MP 500	O 2000		A 150 H 350 MP 500	O 2000
Max. airflow					
Acetylene	145 L/min @ 150 kPa				
LpG natural gas	401 L/min @ 500 kPa				
Hydrogen	233 L/min @ 350 kPa				
Oxygen	1,435 L/min @ 2,000 kPa				
Packaging	DP	DP	DP	BX	BX

O Oxygen A Acetylene H Hydrogen M Methane P Propane (LpG)

IBEDA instruction sheet supplied with every item.

HVAC-R Equipment

Flashback Arrestors



STANDARD FLOW

Model: GG

The GG model flashback arrestor is suitable for the majority of oxygen/fuel gas welding, brazing and cutting processes.

Note: Other thread sizes available.



Available in a four pack, oxygen and fuel gas, 2 torch end and 2 regulator end.
See page 28

DF NV TV PV FA

SPECIFICATIONS	FTSFD	FTSOD	FTSF	FTSO	FTD
Gas service	Fuel Gas	Oxygen	Fuel Gas	Oxygen	Twin Pack FRSFD FRSOD
Inlet connection	5/8-18 UNF-LH Female	5/8-18 UNF-RH Female	5/8-18 UNF-LH Female	5/8-18 UNF-RH Female	
Outlet Connection	5/8-18 UNF-LH Male	5/8-18 UNF-RH Male	5/8-18 UNF-LH Male	5/8-18 UNF-RH Male	
Max. working pressure (kPa)	A 150 H 400 MP 500	O 2500	A 150 H 400 MP 400	O 1500	
Max. airflow					
Acetylene	147 L/min @ 150 kPa				
LpG natural gas	380 L/min @ 500 kPa				
Hydrogen	350 L/min @ 350 kPa				
Oxygen	1,483 L/min @ 2,500 kPa				
Packaging	DP	DP	BX	BX	DP



STANDARD FLOW QUICK ACTION COUPLING

Model: DKSG-D1

The DKSG model flashback arrestor offers all of the functionality of the GG standard flow model, with the addition of a quick action coupling and pin. The pin connects to the blowpipe while the flashback arrestor remains on the hose. The hose with the flashback arrestor can then be connected to the blowpipe via the coupling pin. This allows for quick connection and disconnection of the hose without the need for spanners. The coupling and pin meet ISO 7289:2018 and the IBEDA design ensures no leakage.

Note: The DKSG-D1 models are supplied with D1 5/8-18 UNF coupling pins to ISO 7289:2018 (others are available)

DF NV TV PV FA

SPECIFICATIONS	FTSFQD1D	FTSQD1D	FTSFQD1	FTSQD1	FTQD1D
Gas service	Fuel Gas	Oxygen	Fuel Gas	Oxygen	Twin Pack FTSFQD1D FTSQD1D
Inlet connection	5/8-18 UNF-LH Female	5/8-18 UNF-RH Female	5/8-18 UNF-LH Female	5/8-18 UNF-RH Female	ISO 7289:2018 coupling pin models
Outlet Connection	5/8-18 UNF-LH Male	5/8-18 UNF-RH Male	5/8-18 UNF-LH Male	5/8-18 UNF-RH Male	
Max. working pressure (kPa)	A 150 H 400 MP 400	O 1500	A 150 H 400 MP 400	O 1500	
Packaging	DP	DP	BX	BX	DP

O Oxygen A Acetylene H Hydrogen M Methane P Propane (LpG)

IBEDA instruction sheet supplied with every item.

Registered Trademarks

Tesuco®

Bevline®

Leakxpose®

Flame///Pro®

Flame Pro™

FLAME  **PRO**



HOSPITALITY

GAS SAFETY

INDUSTRIAL

SCIENTIFIC

MEDICAL

Phone +61 2 9737 9937
Email sales@tesuco.com.au
Website tesuco.com.au

The information in this brochure is to be used as a guide only.
The ultimate responsibility for safe use of the equipment lies with the operator. In the interest of constant improvement in quality and design, product specifications may change at any time, without notice. E&OE

DISTRIBUTED BY

