

TESUCO®

TECHNICAL SUPPLIES COMPANY



MEDICAL

QUALITY GAS EQUIPMENT

tesuco.com.au

TESUCO®

TECHNICAL SUPPLIES COMPANY

We Thank You For Choosing Our Quality Gas Equipment

Beginning in 1988, Tesuco® has established itself as a specialist equipment supplier for all gas welding, heating and cutting applications. Tesuco® is proud to be 100% Australian owned and has been quality endorsed by SAI Global to the AS/NZS ISO 9001 Standard since 1995.

Tesuco® continues to introduce new and exciting products from the best Australian and overseas manufacturers. This booklet introduces you to our range of welding, heating and cutting equipment, available through our extensive distributor network both here and abroad.

Tesuco® is sole distributor for GENTEC range of Medical gas equipment throughout Australia and the Pacific. GENTEC manufactures a wide range of gas equipment for all medical applications across oxygen therapy, respiratory gas equipment, suction equipment, bedhead systems, alarms and pipeline products. GENTEC is ISO9001 accredited and the medical range of products are CE marked and manufactured to rigorous International Standards in a large modern ISO 13485 facility.

Tesuco® ensures that all medical products meet the relevant Australian Standards or accepted alternative International standards and all medical gas equipment in the Tesuco® range are listed on the ARTG. Copies of certificates can be supplied upon request.

Only trained operators may use this equipment.



Scan QR code to view our complete range of medical equipment.

DID YOU KNOW?



Our name TESUCO® comes from **TE**chnical **SU**pplies **CO**mpany.

Medical Regulators

i Meets AS 3840.1



197M-870-YSC



197M-950-YSC



197M-910-YSC



197M-940-YSC



197M-965-YSC

STANDARD

The 197M regulators are fabricated of high-quality brass and have a Matte Chrome body. Key features include, adjustable yoke system, easy to read pressure gauge made to AS 4706, Self-Sealing outlet makes sure no gas will flow until the flowmeter is connected. Pin index yoke 'T' screw includes a clip to prevent it from being removed completely. Regulator comes with a manual and a one year warranty against manufacturers defect. The 197M Regulators are listed on the Australian Register of Therapeutic Goods (ARTG).

SPECIFICATIONS	197M-870-YSC	197M-950-YSC	197M-910-YSC	197M-940-YSC	197M-965-YSC
Gas service	Medical Oxygen	Medical Air	Nitrous Oxide	Carbon Dioxide	50/50 Oxy/Nitrous Oxide
Set pressure	400 kPa	400 kPa	400 kPa	400 kPa	400 kPa
Q1 Valve	130 L/min	130 L/min	130 L/min	130 L/min	130 L/min
Max. flow	300 L/min	300 L/min	300 L/min	300 L/min	300 L/min

Medical Click Style Regulators



286MB-15LYA



286MB-25LY2A

VARIABLE THERAPY REGULATORS Click Style

These click flow regulators are manufactured with a chrome plated brass body, with brass chamber. These Regulators are listed on the Australian Register of Therapeutic Goods, comply with all relevant Australian Standards*, and have passed the oxygen flammability test.

**Note: Flow tolerances required by AS 3840 are such that at 1/32 and 1/16 Lpm the tolerances are lower than the repeatability achievable between different test equipment or operators.*



Meets AS 3840.1

SPECIFICATIONS	286MB-4LYA	286MB-8LYA	286MB-15LYA	286MB-25LYA	286MB-25LY2A
Gas service	Medical Oxygen	Medical Oxygen	Medical Oxygen	Medical Oxygen	Medical Oxygen
Max. inlet pressure (p_1)	3000 psi	3000 psi	3000 psi	3000 psi	3000 psi
Set pressure	400 kPa	400 kPa	400 kPa	400 kPa	400 kPa
Flowrate	4 L/min	8 L/min	15 L/min	25 L/min	25 L/min
Flow selection settings	0, 1/32, 1/16, 1/8, 1/4, 0.50, 0.75, 1, 1.5, 2, 3, 4 L/min	0, 0.5, 1, 1.5, 2, 2.5, 3, 4, 5, 6, 7, 8 L/min	0, 0.5, 1, 2, 3, 4, 5, 6, 7, 8, 10, 15 L/min	0, 0.5, 1, 2, 3, 4, 5, 6, 8, 10, 15, 20, 25 L/min	0, 0.5, 1, 2, 4, 5, 6, 8, 10, 15, 20, 25 L/min
Outlet	1 x hosebarb (flow controlled)	1 x hosebarb (flow controlled)	1 x hosebarb (flow controlled)	1 x hosebarb (flow controlled)	1 x hosebarb (flow controlled) 2 SIS outlets (full flow)



CFM130-15LE-SIS

FLOWMETER

Click Style

The CFM Series Flowmeters are a compact click adjustable flowmeter with an aluminium casing. The outlet is 1/4" BSP with a standard hose nipple with gas specific colouring. The units are listed on the Australian Register of Therapeutic Goods.

SPECIFICATIONS	CFM-15L-SIS	CFM130-15LE-SIS
Gas service	Medical Oxygen	Medical Oxygen
Calibration pressure and value	400 kPa	400 kPa
Outlet fitting	1/4" BSP male & hose barb	Hose barb
Flow rate settings	0, 0.5, 1, 2, 3, 4, 5, 6, 7, 8, 10 & 15 L/min	0.5, 1, 2, 3, 4, 5, 6, 8, 10, 12, 15 L/min



FM187BS-15L-SISR

FLOWMETER

Medical Air

SPECIFICATIONS	FM187BS-15L-SISR	FM187BS-70L-SISR
Gas service	Medical Air	Medical Air
Full scale	15 L/min	70 L/min
Max. flowrate	20-50 Lpm	70-100 Lpm
Calibration pressure	400 kPa	400 kPa
Inlet connection	Sleeve Index System (SIS) as per AS 2902	
Outlet connection	G1/4"	G1/4"
Hose barb	Supplied	
User manual	Supplied	
Warranty	5 Year limited warranty	

Medical Flowmeters



FM197BS-15L-SISR

SPECIFICATIONS	FM197BS-1L-SISR	FM197BS-3L-SISR	FM197BS-15L-SISR	FM197BS-30L-SISR	FM197BS-70L-SISR
Gas service	Medical Oxygen	Medical Oxygen	Medical Oxygen	Medical Oxygen	Medical Oxygen
Full scale	1 L/min	3 L/min	15 L/min	30 L/min	70 L/min
Max. flowrate	5 - 10 Lpm	5 - 10 Lpm	20 - 50 Lpm	70 - 100 Lpm	70 - 100 Lpm
Calibration pressure	400 kPa	400 kPa	400 kPa	400 kPa	400 kPa
Inlet connection	Sleeve Index System (SIS) as per AS 2902				
Outlet connection	G1/4"	G1/4"	G1/4"	G1/4"	G1/4"
Hose barb	Supplied				
User manual	Supplied				
Warranty	5 Year limited warranty				



FM293-1L-X-SIS



FM293-200-X-SIS



FM293-75L-Q-SIS

SPECIFICATIONS	FM293-1L-X-SIS	FM293-200-X-SIS	FM293-3L-X-SIS	FM293-75L-X-SIS	FM293-75L-Q-SIS
Gas service	Medical Oxygen	Medical Oxygen	Medical Oxygen	Medical Oxygen	Medical Air
Full scale	1 Lpm	200 cc/min	3 Lpm	75 Lpm	75 Lpm
Calibration pressure	400 kPa	400 kPa	400 kPa	400 kPa	400 kPa
Inlet connection	Sleeve Index System (SIS) as per AS 2902				
Outlet connection	G1/4"	G1/4"	G1/4"	G1/4"	G1/4"
Hose barb	Supplied				
User manual	Supplied				
Warranty	5 Year limited warranty				

Medical Manifold



OXYGEN SUPPLY MANIFOLD

The DST oxygen supply manifold is designed for EMS and mass casualty situations where multiple patients require oxygen simultaneously. The unit can be connected to wall outlets, or cylinders for portability and provide consistent pressure with individually selectable flow rates. The unit is available in 5, 7 or 9 flowmeter models. The supply hose provided is 3 m but can be varied to customer requirements.

The units are manufactured according to CE requirements and are compliant to EN 13220.

PART NO.

DST-7-15L



HOSE FITTINGS

SPECIFICATIONS	G204131910	G204305610	G204320911	G204312211
Description	Coupler	Handwheel	Probe	Probe
Gas service	Medical Oxygen	Medical Oxygen	Medical Oxygen	Medical Oxygen
Outlet	1/4" Hose barb	1/4" Hose barb	1/4" Hose barb	1/4" Hose barb
Standard	SIS	SIS	SIS	DISS




HUMIDIFIER

The 7200R-OA Humidifier is reusable humidifier consisting of a polycarbonate bottle providing impact resistance for maximum durability and service life with an optimum volume of 140 ml. The device is designed to be autoclavable up to 121°C during disinfecting procedures and includes a pressure relief valve on the cover to vent excess pressure. The humidifier is fitted with the standardised Australian flowmeter inlet connection for connection to a standard flowmeter outlet, and has a hose barb outlet for respiratory tubing connection.

SPECIFICATIONS	7200R-OA
Materials	Matt chrome and polycarbonate
Volume	140 ml
Inlet connection	G 1/4" F
Outlet connection	Hosebarb

Medical Pipeline Products



Gas identification label on copper tail



Gas identification label on copper tail



Gas identification label on copper tail



MEDICAL GAS OUTLETS

Tesuco's medical gas outlets have been designed by Gentec specifically for the Australian Market. These outlets have been designed based on the requirements of AS 2896, feedback from users and existing products in the market."

FEATURES

- Medical gas self-sealing outlets.
- Indexed ring system allowing connection of SIS connectors complies with Australian Standard AS 2896.
- Gas specific terminal units with non-interchangeable threaded connections compliant with AS 2902.
- High flow capacity.
- Robust design to withstand arduous use.
- Unique gas specific diameter indexing system prevents. Incorrect assembly of units on installation or when dismantled for maintenance.
- Laser engraved gas identification on the unit body, to provide gas identification when the unit is disassembled.
- Annealed copper tails, to assist in installation.
- Instruction manual provided with unit.
- Servicing is required as part of AS 2896 Full replacement parts are available.
- 12 Month warranty against manufacturers defect.

SPECIFICATIONS	GMGOX	GMGAI	GMGSU
Gas supply	Oxygen	Medical Air	Suction
Standard	AS 2896	AS 2896	AS 2896
Outlet connection	Oxygen SIS	Air SIS	Suction SIS
Inlet tubing	Annealed copper tail	Annealed copper tail	Annealed copper tail



882VR SERIES SUCTION REGULATOR

The 882VR suction regulator is a continuous suction regulator suited for surgical applications. The casing is made of ABS for long durability, impact resistant internal parts, corrosion free and lightweight. The device contains few internal parts for ease of maintenance. The device includes a clearly labelled gauge, a mode selector switch, a control knob for adjusting the suction level and a suction trap to prevent contamination caused by overflow. The device is easy to clean down or wipe with sterilant. The device complies with AS 2120.3 and is listed on the Australian Register of Therapeutic Goods (ARTG).

SPECIFICATIONS

882VR-760E-SIS-T

Regulated suction range	0-760 mm Hg
Gauge display range	0-760 mm Hg
Gauge accuracy	+/- 4%
Scale orientation	Counter clockwise
Mode selection	Off/Continuous/Full
Flowrate	>70 L/min
Suction trap	Included



POWER-VAC SERIES

Power-Vac Series is a venturi actuated suction device which features two power take-off connectors for connecting oxygen sources. It can be used in hospital treatments, other device gas supply, life support, and any circumstances where patients require the assistant of oxygen or suction therapy. This device can be used repeatedly. The device can be connected to a central oxygen pipeline outlet or cylinder regulator with a pre-set outlet pressure.

SAFETY FEATURES

- Positive pressure relief valve
- Safety trap with hose barb connection

SPECIFICATIONS

880VC-760-SIS-T

Gas supply	Oxygen
Inlet pressure (p_1)	400 kPa
Inlet connection	SIS Handwheel
Outlet connection Oxygen Suction	SIS Sleeve Hosebarb
Negative pressure at max setting	550 mmHg
Generated vacuum flowrate	≥25 L/min
Gas consumption	22 L/min @300 mmHg

KEY WRENCH

For medical cylinder



PART NO.

G123029007

BODOK SEALS

Gentec bodok seals are a specialised washer that allow for a gas tight seal between the regulators yoke and a gas cylinder.



SPECIFICATIONS

G204662010

Colour	Blue
--------	------

HOSE BARBS

Tesuco® hose barbs are designed to compliment their flowmeter counterparts. White hose barbs are suitable for oxygen flowmeters, while our black hose barbs are for air flowmeters.



SPECIFICATIONS

G204302400

G204302404

Gas service	Medical Oxygen	Medical Air
Colour	White	Black

SIS CONNECTION SPARE PARTS



SPECIFICATIONS	G204031913	G204031911	G204031931	G204320910
Gas service	Medical Oxygen	Medical Oxygen	Medical Air	Medical Oxygen
Model	286	197	197	
Outlet connection	Oxygen SIS 1/8" NPT	Oxygen SIS 1/4" NPT	Air SIS 1/4" NPT	Oxygen SIS 1/8" NPT
Standard	AS 2896 AS2902	AS 2896 AS2902	AS 2896 AS2902	

ADAPTOR 3-WAY



SPECIFICATIONS	G3WYOXY
Gas service	Medical Oxygen

YOKE FITTING



SPECIFICATIONS	SPRYC870A	SPRYC950A	SPRYC940A
Gas service	Medical Oxygen	Medical Air	Medical Carbon Dioxide

Medical Monitoring, Alarm & Control Systems



ATLAS ALARM

ATLAS area alarm actively displays your medical gas information on a highly visible 10" TFT LCD screen. It is capable of handling up to 8 gases, 14 relay inputs, 7 relay outputs and 2 analog outputs in one alarm covering all needs of hospital alarm and monitoring needs.

FEATURES

- On-site customisation without the use of a laptop, tablet, or mobile device. Settings such as brightness, pressure, hysteresis, silence time, communication parameters, and high and low alarm conditions can be adjusted.
- 10" Touch screen display with password protected interface.
- Can be used as an area alarm, master or combination alarm.
- Full networking capabilities out of the box including Modbus RTU/TCP, UDP protocols.
- Can be integrated with SCADA system or BMS systems.
- Transducers can be mounted locally or remotely utilizing shielded twisted pair wiring up to 30.5 m.
- Gas specific DISS fitting to ensure that the transducer is connected to its corresponding gas.
- Circuitry protection and detection, if the transducer is not connected at all or not to the appropriate gas display, an error message ("No Sensors") will be displayed.
- The alarm system allows users to have optional relay outputs according to single or multiple alarm conditions.
- Event Log to view history of

ELECTRICAL & PHYSICAL SPECIFICATIONS

<p>Mechanical Front panel Case body</p> <p>Nominal physical dimensions Overall size Beneath the wall</p>	<p>ABS Metal Alloy</p> <p>(H) 193 x (W) 280 x (D) 103 mm (H) 181 x (W) 262 x (D) 98 mm</p>
<p>Environment Ambient temperature Ambient humidity Cooling</p>	<p>0°C - 50°C 10% - 85% RH, non-condensing Natural air cooling</p>
<p>Electrical</p> <p>Power requirements Input Processor</p> <p>Monitor LCD size Resolution Colour depth Brightness Touch screen Durability Buttons Buzzer</p>	<p>100 - 240 VAC, 50 - 60 Hz 1A 32-bit RISC microcontroller</p> <p>10.1" TFT, LED backlit 1024 x 600 pixels 16-bit, 65536 colours 200 cd/m² 4-Wire resistive (hardness 4H) 50,000 hours Resistive touch buttons Adjustable volume</p>
<p>Communication RS - 485Modbus RTU UDP Modbus TCP</p>	<p>9600/19200 Baud rate, (8, N, 1) Modbus RTU over UDP 10/100 M automatic selection for ethernet</p>
<p>Input & output</p> <p>Analog input Number of channels Input ADC resolution</p> <p>Digital input Number of channels Input</p> <p>Relay Output Number of channels Maximum load</p> <p>Analog Output Number of channels Maximum load</p>	<p>8 4 - 20 mA Double-wire transmitter input 14 Bit or range of sensor within ±1%</p> <p>14 Dry contact or TTL</p> <p>7 1A at 30 VDC/0.5A at 120 VAC</p> <p>2 0 - 20 mA (maximum), in relation to 1 - 5 V current for 4 - 20 mA double-wire transmitter</p>

DISTRIBUTED BY



DOWNLOAD
BROCHURE

TESUCO[®]

TECHNICAL SUPPLIES COMPANY

+61 2 9737 9937

sales@tesuco.com.au

tesuco.com.au

The information in this brochure is to be used as a guide only.
The ultimate responsibility for safe use of the equipment lies with the operator. In the interest of constant improvement in quality and design, product specifications may change at any time, without notice. E&OE



Registered Trademarks

Tesuco[®]

Bevline[®]

Leakxpose[®]

Flame///Pro[®]

Flame Pro[®]