

**DOSATRON<sup>®</sup>**

*brought to you by Tesuco<sup>®</sup>*

[dosatronaustralia.au](http://dosatronaustralia.au)

# Thank You For Choosing Our Quality Equipment

Beginning in 1988, Tesuco® has established itself as a specialist equipment supplier for all gas welding, heating and cutting applications. Tesuco® is proud to be 100% Australian owned and has been quality endorsed by SAI Global to the AS/NZS ISO 9001 Standard since 1995.

Tesuco® continues to introduce new and exciting products from the best Australian and overseas manufacturers. This booklet introduces you to our range of Dosatron non-electric volumetric pumps, accessories and spare parts.

## **Head Office**

Unit 12, 110-120 Silverwater Road,  
Silverwater NSW 2128

## **Hours**

Monday - Friday 8am - 5pm

## **Phone**

+61 2 9737 9937

## **Sales**

sales@tesuco.com.au

## **Orders**

orders@tesuco.com.au

[tesuco.com.au](http://tesuco.com.au)



**TESUCO®**  
TECHNICAL SUPPLIES COMPANY



**FLAMEPRO®**

**LEAKXPOSE**

**Bevline®**



# *View Our Complete Range of Quality Gas Equipment*



*Gas Safety*



*Industrial*



*Beverage*



*Disposable*



*Scientific*



*Medical*

## Our Mission

To provide high quality equipment for the treatment of fluids in a simple, clear, reliable and sustainable solution. Using our technical expertise, we would act as an added resource for your designs and projects to help you meet your challenges of today and tomorrow.

### *Dosatron is the perfect solution at your service:*

- For metering the amount of additive.
- For a constant, proportional, accurate and homogeneous dosage.
- For facilities without electricity or in difficult or technical environments.
- For a reasonable cost, ease of installation, for a significant and immediate added value and productivity.

### *The Universal Solution*

- Pure core business: "In-Line Dosing Solutions Specialists"
- Our core Market: Animal Health, Irrigation, Water Treatment, Food & Hygiene & Industry.





# Technology

## The Hydraulic Motor: Piston Technology or Diaphragm Technology

The motor piston or diaphragm moves under the pressure of the water. A system of valves or a slider allows the movement to be reversed. Each piston or diaphragm cycle corresponds to a predetermined volume of water which passes through the pump (motor volume). The speed of the motor varies proportionally with the flow of water.

The dosing pump is called a Volumetric pump.

## The Dosing Assembly

The dosing piston driven by the motor continuously injects a fixed volume of product (adjustable capacity of the dosing body). The dosing piston will inject the quantity of product that corresponds to the volume of water passing through the motor. Therefore, the operating principle ensures constant dosing, independently of the variations in the flow rate and pressure of the water.

The injection of the product is proportional to the water flow rate.

## Quality

100% Of products tested. Monitoring and traceability of all parts and products assembled during the manufacturing

process. A close and mutually beneficial partnership with Dosatron's suppliers so as to ensure higher quality of purchased components. Visual and synthetic methods for monitoring production problems (delays, quality, maintenance of equipment, staff competence, etc.) in real time.

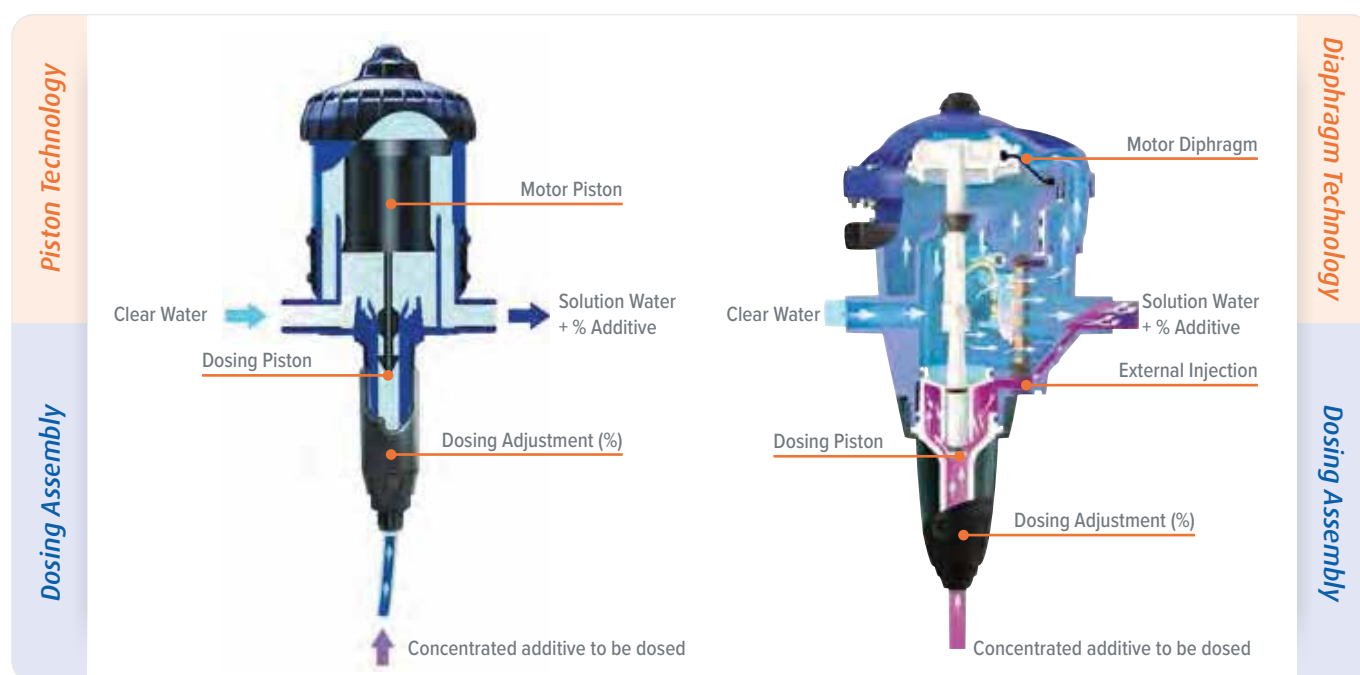
## Safety

For Dosatron, the safety of its staff and its partners is a high priority. Action taken by the company's Quality Safety Environment service is intended to prevent and control all risks on site and for the associated activity. All the company's employees, regardless of their occupation and role, are the driving force behind, and are involved in the process.

By carrying out an ergonomic study of the current situation, Dosatron has been able to design tailored tools and work stations, thereby reducing the severity of working conditions.

## Ecodesign

By broadening the scope of its ISO 14001 certification and by integrating the activities of design and development, Dosatron can now pride itself on implementing a true ecodesign process. This step has allowed the company to understand the entire life cycle of its product and thus to find solutions to limit the associated environmental impact.



# SmartDosing+

*For injecting vaccines, medication, supplementation into animal water feed.*



 **DOSATRON**<sup>®</sup>  
brought to you by Tesuco<sup>®</sup>

**D3**

*Used to inject cleaning chemicals for surface sanitation*



**D3**

*Used for cleaning beer lines*



**D3**

*Used for water chlorination*



**D8 D9**

*Ideal for drip and mist irrigation*



**D20GL**

*Attached to IBC for fertigation*



**D8**

*For injecting coolant lubricants and oils*

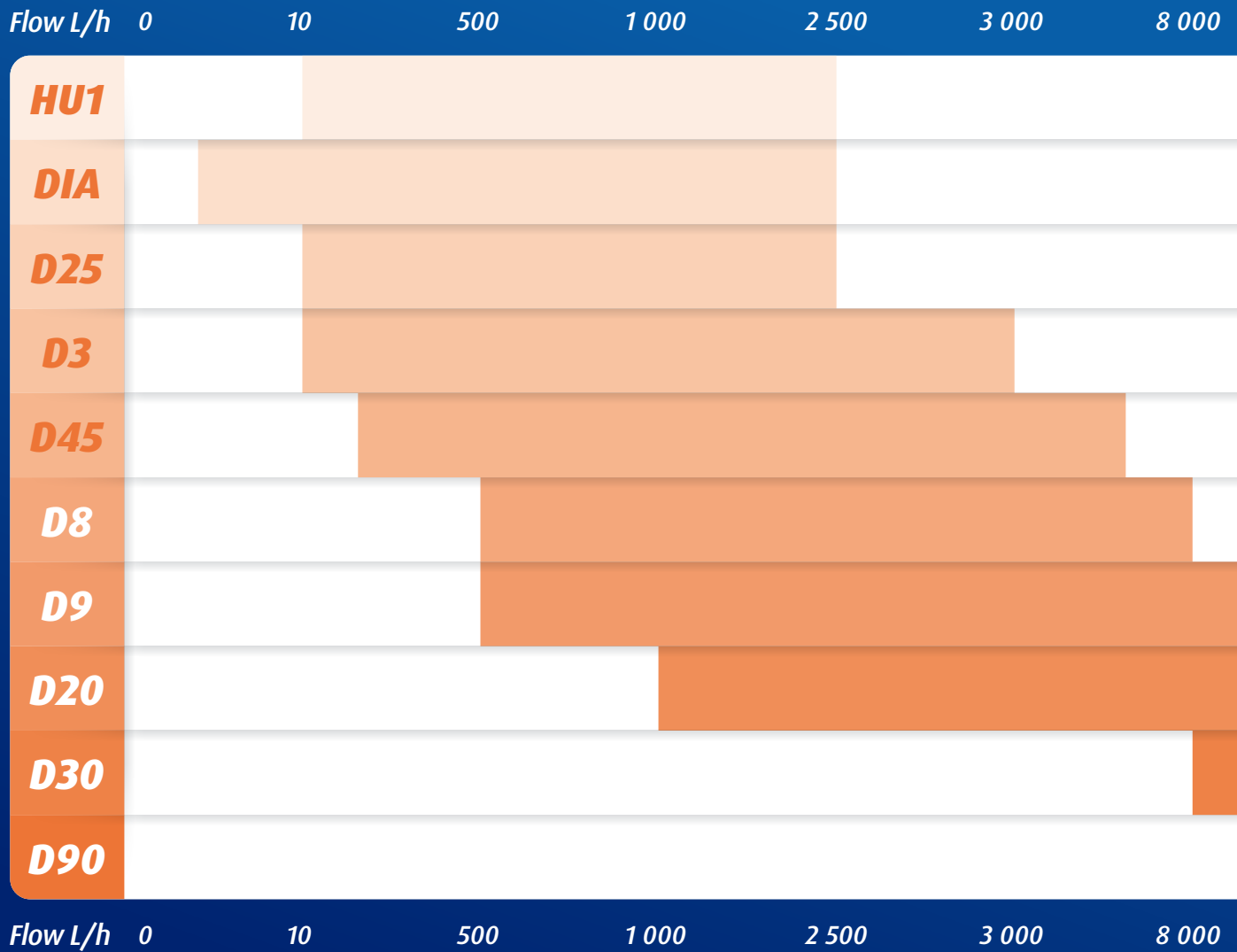


**D25 D3**

*For injecting foams, polish and wax*



# Selection Guide



Flow L/h 0 10 500 1000 2500 3000 8000

*Volume of Product  
Injected Per Volume  
of Incoming Water*



9 000      20 000      25 000      30 000      90 000

	<b>HU1</b>	Water Flow Operating Pressure Dosage	10 – 2 500L/h 0.3 – 6 bar 0.07 – 10%
	<b>DIA</b>	Water Flow Operating Pressure Dosage	4.5 – 2 500L/h 0.15 – 4 bar 1 – 4%
	<b>D25</b>	Water Flow Operating Pressure Dosage	10 – 2 500L/h 0.3 – 6 bar 0.1 – 10%
	<b>D3</b>	Water Flow Operating Pressure Dosage	10 – 3 000L/h 0.3 – 6 bar 0.03 – 25%
	<b>D45</b>	Water Flow Operating Pressure Dosage	100 – 4 500L/h 0.5 – 5 bar 0.03 – 8%
	<b>D8</b>	Water Flow Operating Pressure Dosage	500 – 8 000L/h 0.35 – 8 bar 0.03 – 5%
	<b>D9</b>	Water Flow Operating Pressure Dosage	500 – 9 000L/h 0.3 – 8 bar 0.2 – 5%
	<b>D20</b>	Water Flow Operating Pressure Dosage	1 000 – 20 000L/h 0.12 – 10 bar 0.2 – 2%
	<b>D30</b>	Water Flow Operating Pressure Dosage	8 000 – 30 000L/h 0.5 – 8 bar 0.02 – 1%
	<b>D90</b>	Water Flow Operating Pressure Dosage	25 000 – 90 000L/h 0.5 – 8 bar 0.1 – 0.5%

9 000      20 000      25 000      30 000      90 000

Percentage %	Ratio (Chemical:Water)	Milliliters Per Litre
10	1:10	100
5	1:20	50
4	1:25	40
3.333	1:30	33.33
3.125	1:32	31.25
3.03	1:33	30.3
2.5	1:40	25
2	1:50	20
1.667	1:60	16.6
1.429	1:70	14.29
1.25	1:80	12.5
1.111	1:90	11.11
1	1:100	10
0.781	1:128	7.8
0.667	1:150	6.67
0.571	1:175	5.71
0.526	1:190	5.26
0.5	1:200	5

Percentage %	Ratio (Chemical:Water)	Milliliters Per Litre
0.391	1:256	3.91
0.333	1:300	3.33
0.313	1:320	3.13
0.286	1:350	2.86
0.25	1:400	2.5
0.2	1:500	2
0.167	1:600	1.67
0.156	1:640	1.56
0.143	1:700	1.43
0.133	1:750	1.33
0.125	1:800	1.25
0.111	1:900	1.11
0.1	1:1000	1
0.80	1:1250	0.8
0.067	1:1500	0.67
0.050	1:2000	0.5
0.033	1:3000	0.33




**DOSATRON<sup>®</sup>**

*brought to you by Tesuco<sup>®</sup>*

# *Animal Health*

*Non-Electric Water Driven Dosing Pumps*





D25AL2N

## Medication Through Drinking Water

For many years now, drinking water medication has proved its efficiency and flexibility to allow fast implementation in emergency situations.

The current development of legislation and constant improvement of medication solubility are indicative of regained interest in the technique to use the right dose of medicine at the right time and only when necessary.

## Advantages of Medication Through Drinking Water

- In general, sick animals or animals under stress continue to drink to compensate for hypothermia and dehydration.
- Compared to the feed, drinking water guarantees quick action and assimilation of treatment before irreversible lesions appear, also minimizing the spread of infection.
- It offers flexibility (adjustment of the dose or the duration, changes/ associations of treatment under veterinary control).
- Treatment is more homogeneous and the doses more regular.
- There are fewer risks of cross contamination with antibiotic residues.
- There is no interference between treatment and other additives in the feed and a better stability than with pelleted feed (steam, high temperature, pressure).

## Dosatron Advantages Over Traditional Medication Tanks

- Fast to implement in case of emergency.
- Doses and treatment can be modified at any time (dosing scale easy to adjust / small stock solution tank easy to handle and to clean).
- Limitation of sedimentation, deposits and contamination (rising temperature) in the header tanks (improved hygiene conditions).
- Avoiding the risk of over-dilution of the treatment in the medication tank (operated with float valve) or non-supply of water after medication (when the Dosatron small stock solution tank is empty, fresh water keeps going through Dosatron to the drinkers).
- Dosatron also allows the sanitation of water pipes and drinking troughs to eliminate treatment residues & bio-films (Dosatron dosing rates up to 3% or more are often required).
- Limits risks by simplifying powder handling compared to medication header tanks: moisture, weight, transport.
- No heavy task of filling medication header tanks, sometimes several times per day (un-adapted tank size).
- Less dosing errors when preparing the treatment.
- Self-priming of the Dosatron when animals start drinking.
- Precise dosing, regardless of variations in water flow (animal consumption) or water pressure, which may occur in the main line.
- Fits easily into existing watering systems.



# Animal Health

## Non-Electric Water-Driven Dosing Pumps

### DIA



#### The Dosatron Diaphragm Technology

Ideal for very low water flow (treatments from the very first days) and water pressure (header tanks), for water with minerals contents (long lasting motor)

#### Specifications

#### DIA4RE

Water Flow	4.5 - 2500L/hr
Operating Pressure	0.15 - 4 bar
Dosage	1 - 4%

### D25



#### The Dosatron Piston Technology

A safe bet (the most widely used technology in livestock)  
The Dosatron Piston Technology range has a higher water flow possibility (up to 800 L/h and more), a higher homogeneity and a simpler maintenance thanks to a lower number of spare parts.

#### Specifications

#### D25RE2

#### D25RE5

#### D25RE10

Water Flow	10 - 2500 L/hr	10 - 2000 L/hr	
Operating Pressure	0.3 - 6 bar	0.3 - 4 bar	
Dosage	0.2 - 2%	1 - 5%	3 - 10%

### D9



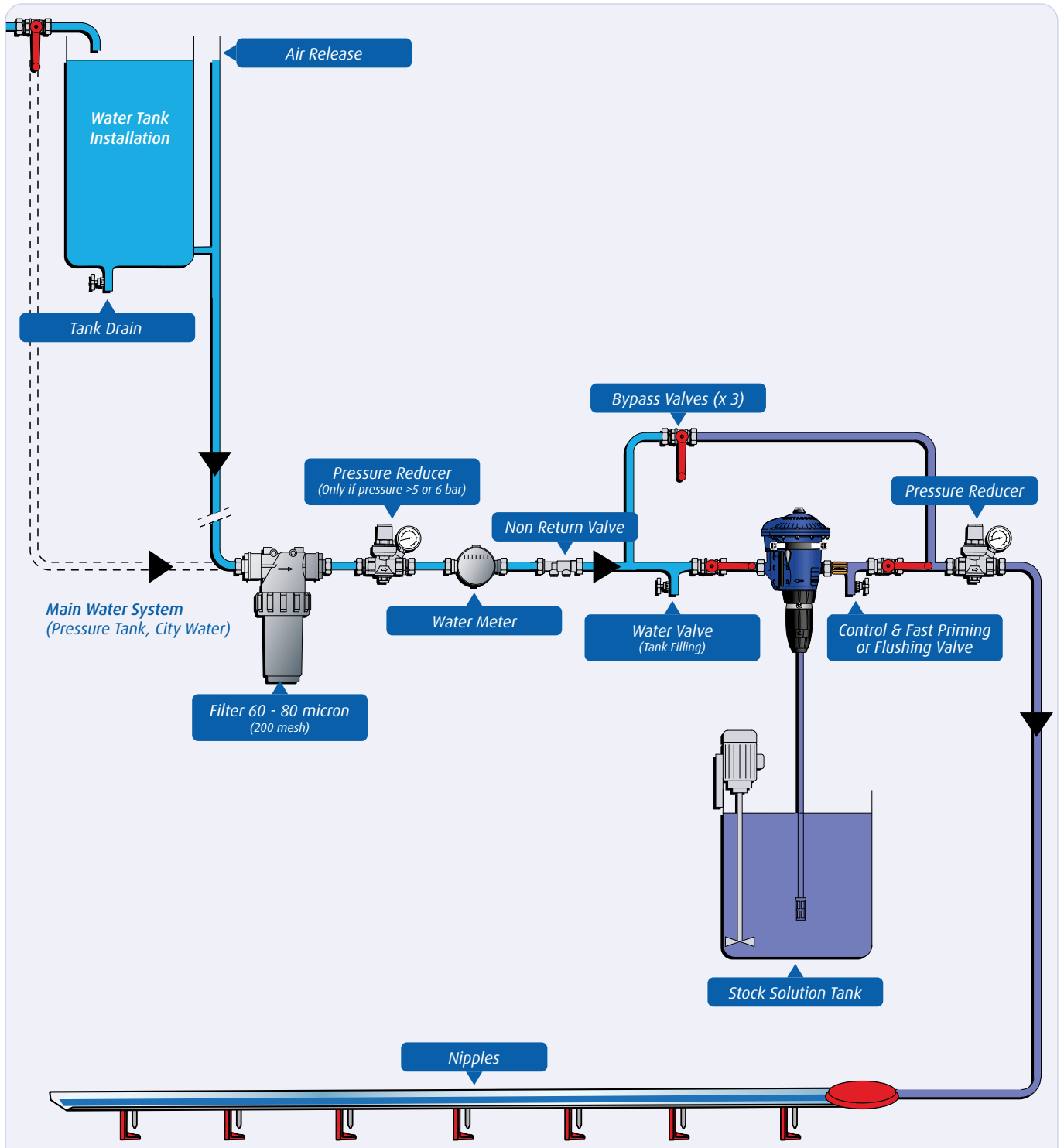
#### Specifications

#### D9AL2

Water Flow	500 - 9000 L/hr
Operating Pressure	0.15 - 8 bar
Dosage	0.2 - 2%

# Water System Installation

In case of direct supply from a well pump, install pressure tank upstream



Allow minimum height between tank and highest point of the drinking line in order to ensure minimum pressure\* for correct operation of Dosatron pump and nipples.

Note: 1 Meter = 0.1 bar  
Min. Pressure D25 range = 0.3 bar  
Min. Pressure DIA range = 0.15 bar



**DOSATRON<sup>®</sup>**

brought to you by Tesuco<sup>®</sup>

# *Irrigation*

## *Non-Electric Water Driven Dosing Pumps*

Fruit & Vegetable Production | Greenhouse/Nursery | Field Crop Cultivation | Landscaping



## *Agricultural Regulations and Economy of Additives*

Growers strive constantly for reliable, high-quality produce, while contending with a complex regulatory framework. The gradual, measured release of additives can improve production in full compliance with environmental regulations.

Managing the addition of added components is one of the keys to success.

### *Dosatron Meets Your Needs*

- Fertigation, crop protection treatments, pH adjustment.
- Open fields, greenhouses, cold tunnels, soil-less cultivation.
- Landscape, turf, green wall, green roof.
- Drip irrigation, micro-sprinklers, sprinklers.
- Water flow from 10 to 90 000 l/h.
- Water pressure in the system between 0.12 and 10 bar.

### *Advantages*

- Operates with water pressure- non-electric.
- Reduces mineral intake.
- Improves yield quantity and quality.
- Limits leaching due to small but frequent additions of nutrients.
- Water powered proportional dispensing guarantees an even distribution of products.
- Option of automated operation.
- Reduces the number of additives.
- Accurate dosage, even and continuous.
- Suitable for new generations of products: oils, wetting agents, etc.
- Dispensing capacity between 0.03 and 10%.
- Portable kit.
- Saves water, product and labour.
- Compatible with different products.



D206L2



# Irrigation

## Non-Electric Water-Driven Dosing Pumps

Fruit & Vegetable Production | Greenhouse/Nursery | Field Crop Cultivation | Landscaping



### D3GL

Specifications	D3GL2	D3GL5	D3GL10
Water Flow		10 - 3000L/hr	
Operating Pressure		0.3 - 6 bar	
Dosage	0.2- 2%	0.5 - 5%	1 - 10%



### D9GL

Specifications	D9GL2	D9GL5
Water Flow	500 - 9000L/hr	500 - 9000L/hr
Operating Pressure	0.3 - 8 bar	0.3 - 8 bar
Dosage	0.2- 2%	1 - 5%



### D20GL

Specifications	D20GL2
Water Flow	1000 - 20000L/hr
Operating Pressure	0.12 - 10 bar
Dosage	0.2- 2%

## D30GL



Specifications	D30GL02	D30GL1
Water Flow	8000 - 30000L/hr	
Operating Pressure	0.5 - 6 bar	
Dosage	0.02 - 0.2%	0.1 - 1%

## D90GL



Specifications	D90GL
Water Flow	25000 - 90000L/hr
Operating Pressure	0.5 - 8 bar
Dosage	0.1 - 0.5%

# Irrigation

## Non-Electric Water-Driven Dosing Pumps

Fruit & Vegetable Production | Greenhouse/Nursery | Field Crop Cultivation | Landscaping

### Choice of the Dosatron

The choice of the Dosatron essentially depends on the required minimum and maximum irrigation flow rate and the injection rate you want to achieve.

### Calculating the Required Irrigation Flow Rate

#### The Minimum Irrigation Flow Rate

Multiply the number of drippers (or sprayers or nozzles) on the smallest irrigation sector by the unit flow.

$$3\,000 \times 2 \text{ L/hr} = 6\,000 \text{ L/hr or } 6 \text{ m}^3/\text{hr}$$

#### The Maximum Irrigation Flow Rate

Multiply the number of drippers (or sprayers or nozzles) on the largest irrigation sector by the unit flow.

$$4\,500 \times 2 \text{ L/hr} = 9\,000 \text{ L/hr or } 9 \text{ m}^3/\text{hr}$$

Or multiply the number of drippers (or sprayers or nozzles) on all the irrigation sectors by the unit flow.

$$3\,000 + 4\,500 + 3\,500 = 11\,000 \times 2 \text{ L/hr or } 22 \text{ m}^3/\text{hr}$$

### Choice of Dispensing Device

Its maximum flow must be equal to or less than the required irrigation flow rate for the smallest sector.

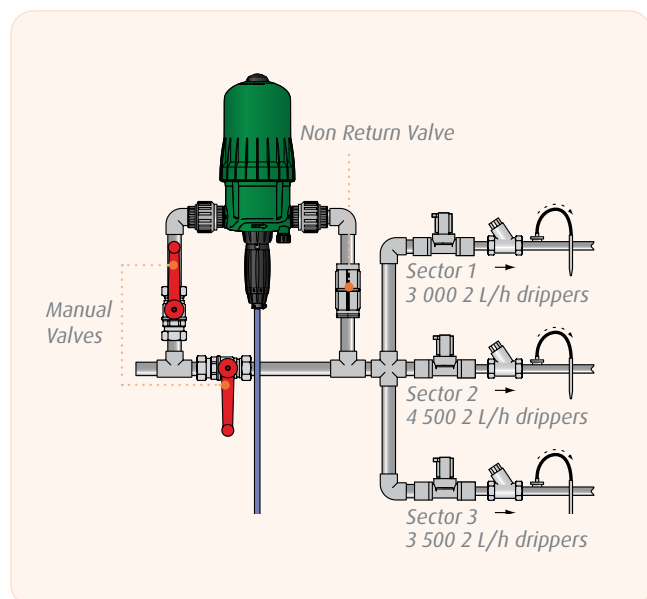
Example sector 1: 6 m<sup>3</sup>/hr  
Options: D8GL 500 L/hr to 8 m<sup>3</sup>/hr  
D20GL 1 m<sup>3</sup>/hr to 20 m<sup>3</sup>/hr

As for the maximum flow, there are two options:

For fertigation sector by sector, the crucial factor is the maximum flow required for the largest irrigation sector, i.e. sector 2 with a flow rate of 9 m<sup>3</sup>/hr. The required Dosatron is the D20GL with a range from 1 m<sup>3</sup>/hr to 20 m<sup>3</sup>/hr.

For simultaneous fertigation of all sectors, you have to calculate the sum of all the flow rates required, for example 22 m<sup>3</sup>/hr. In this case the required Dosatron is the D30GL, which ranges from 8 m<sup>3</sup>/hr to 30 m<sup>3</sup>/hr.

*Note: it is preferable to choose a Dosatron with a maximum flow capacity higher than the required irrigation flow in order to optimize its life.*

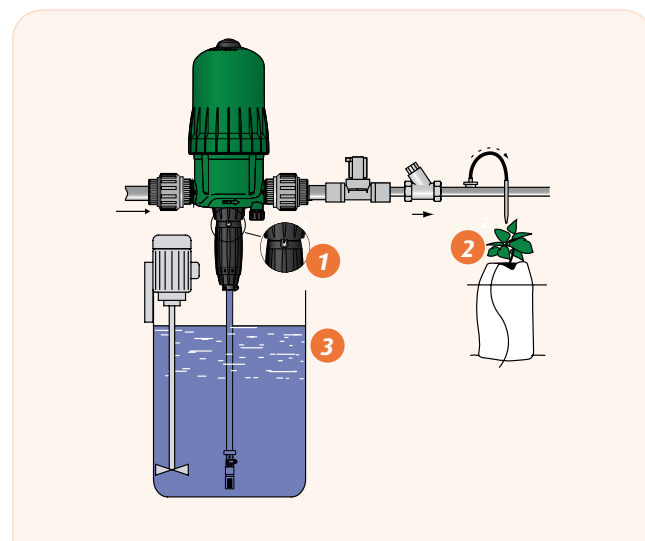


### Preparing the Stock Solution

From water soluble fertilizer. This solution preparation example is given for guidance only, and we cannot be responsible for it. Please call your chemical supplier for further information.

### Recommendations

Depending on the water quality, install a 300 μ maximum filter upstream the Dosatron. Never use an inlet T at the intake to draw in two different solutions. For parallel configurations, a single stock of solution should supply the various Dosatrons. Always adjust the suction length to suit your equipment, leaving at least 10 cm between the bottom of the tank and the strainer. The level in the stock solution tank must never be higher than the Dosatron (risk of siphoning). Give preference to bypass configurations that allow : start irrigation first, and start fertilization (total bypass installation) only once the whole irrigation system is full of water (after a few minutes). If the Dosatron is used to supply more than one sector, activate the solenoid valves (which open and close gradually) simultaneously : close one sector and open the next at the same time. Water is used to lubricate the pump motor never apply grease to the motor. For acid dosing, it is preferable to move the acid drum away from the Dosatron and put a cover on the drum.



### 2 Final Concentration in Grams/Litre

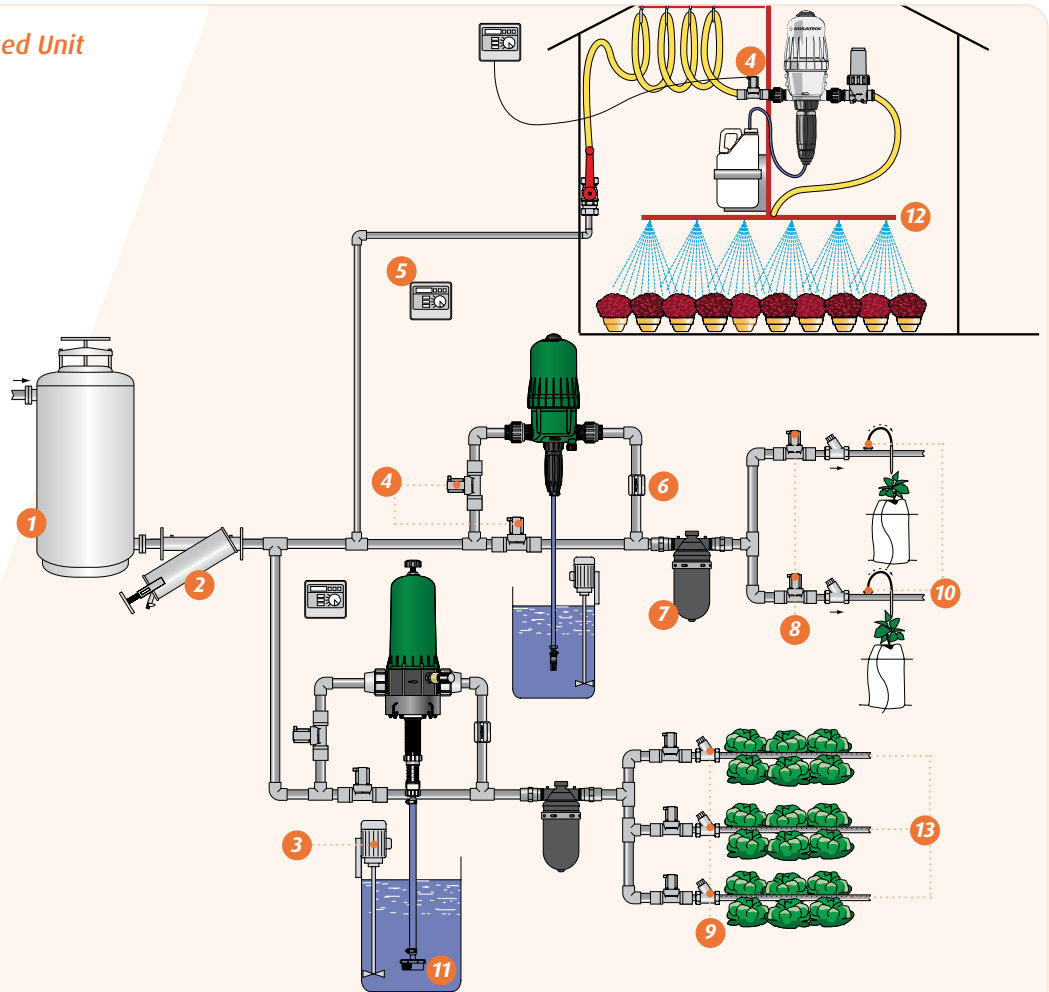
		0.5	0.75	1	1.25	1.50	1.75	2	2.5	3	4	5
1	0.2	250										
	0.4	125	188	250								
	0.6	83	125	167	208							
	0.8	63	94	125	156	188	219					
	1.0	50	75	100	125	150	175	200	250			
	1.2	42	63	83	104	125	146	167	208	250		
	1.4	36	54	71	89	107	125	143	179	214		
	1.6	31	47	63	78	94	109	125	156	188	250	
	1.8	28	42	56	70	83	97	111	139	167	222	
	2.0	25	38	50	63	75	88	100	125	150	200	250

Weight of fertiliser (in g) to be put in the container and to be topped up with water (for 1L)

### 3 Conversion Stock Solution

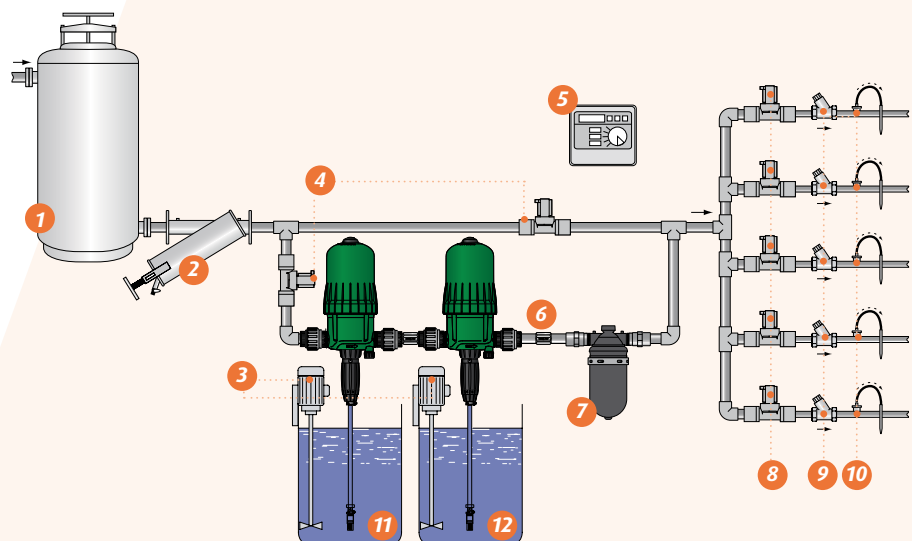
**Principle of a Decentralised Unit**  
(Automated or not)

- 1 Sand Filler
- 2 300 Micron Filter
- 3 Mixers
- 4 Solenoid Valves
- 5 Timer
- 6 Non-return Valve
- 7 80 - 130 Micron Filter
- 8 Sector Solenoid Valve
- 9 Pressure Reducers
- 10 Drip Irrigation System
- 11 Stock Solution Tank
- 12 Spray Boom
- 13 Drip Tape



**Integral Bypass Principle**  
(Automated or not)

- 1 Sand Filler
- 2 300 Micron Filter
- 3 Mixers
- 4 Solenoid Valves
- 5 Timer
- 6 Non-return Valve
- 7 80 - 130 Micron Filter
- 8 Sector Solenoid Valve
- 9 Pressure Reducers
- 10 Drip Irrigation System
- 11 Stock Solution Tank A
- 12 Stock Solution Tank B



# Water Treatment

*Non-Electric Water Driven Dosing Pumps*

Drinking Water | Wastewater Management





D3WL3000E

### *Chlorination For Rural Areas or Emergencies*

The production of drinking water in rural areas or in emergencies requires reliable equipment that is suitable for sometimes extreme conditions (lack of electricity, local constraints).

### *Sludge Dewatering & Wastewater Flocculation*

Traditional preparation of liquid polymer is carried out by means of integrated inline dosing systems based on an electric pump (peristaltic pump, membrane pump) which some time includes mixers and other options.

With the Dosatron Non Electric Proportional Dosing Pumps the technology is compact and efficient for accurate inline dosing & mixing, regardless water flow & pressure variations.

### *Dosatron Meets Your Needs*

- Purification without electricity for rural communities or emergencies.
- Daily volume of water from 1 m<sup>3</sup> to 300 m<sup>3</sup>.
- Flow rate of water from 10L/h to 90 m<sup>3</sup>/h.
- Pressure of water in the mains supply from 0.3 to 10 bar.
- Preparation of liquid polymers.

### *Advantages*

- Operates with water pressure - Non-Electric.
- Compatible with low gravitational pressure (reservoirs, hills, mountain springs).
- The precision is not dependent on the water pressure or the flow rate of the mains supply.
- Easy dosage adjustment (in %).
- Easily repeatable injection rate.
- Easy maintenance at the installation site.
- Portability (Emergency Skids).
- Self-priming (even in the case of degassing).
- Non-Pulsating (Operates with, not counter to, the water pressure).
- Low operating and maintenance costs.
- Self priming and efficient mixing.
- Optimal water and polymer consumption.
- Security : if the water flow stops, the polymer dosing stops automatically.



# Water Treatment

## Non-Electric Water-Driven Dosing Pumps

Drinking Water | Wastewater Management

### D25WL



Specifications	D25WL2IEPO	PU1D25WL2IEPO
Water Flow	10 - 2500 L/hr	
Operating Pressure	0.30 - 6 bar	
Dosage	0.2 - 2%	0.2 - 2%

### D3WL



Specifications	D3WL3000	D3WL3000IE	D3WL2
Water Flow	10 - 3000 L/hr		
Operating Pressure	0.30 - 6 bar	0.30 - 6 bar	
Dosage	0.03 - 0.3%	0.2 - 2 %	

## D8WL



<i>Specifications</i>	<i>D8WL3000</i>	<i>D8WL3000IE</i>	<i>D8WL2</i>
Water Flow	500 - 8000 L/hr		
Operating Pressure	0.15 - 8 bar	0.35 - 8 bar	0.15 - 8 bar
Dosage	0.03 - 0.3%		0.2 - 2 %

## D20WL



<i>Specifications</i>	<i>D20WL2</i>
Water Flow	1000 - 20000 L/hr
Operating Pressure	0.12 - 10 bar
Dosage	0.2 - 2%



**DOSATRON**<sup>®</sup>

brought to you by Tesuco<sup>®</sup>

# Industry

*Non-Electric Water Driven Dosing Pumps*

Special Applications





### *The Dosatron Solution*

Dosatron is installed directly into the water main line and uses water pressure as its power source. It can be used to inject several different additives directly into washing machine tanks or can be installed directly in series with the spray nozzles. Its reliability means that it eliminates all kinds of dosing errors. It is not affected by variations in pressure, flow rate, suction height or viscosity, as long as these variables remain within the pump's operating parameters.



# Industry

## Non-Electric Water-Driven Dosing Pumps

### Special Applications



### Car Washing

The transport sector is in full evolution: new energies, new technologies, new modes of use with the consequence of an increase in the number of vehicles circulating daily.

Whether for aesthetic, regulatory, environmental, hygiene, service quality, company visibility or user/user expectations reasons, all these vehicles or means of transport must be regularly washed.

As long as water is used in the cleaning process, its quality (conductivity, hardness etc.), the performance of the washing additives (detergents, waxes, drying agents etc.) and the performance of the dosage of these additives in the water are essential to guarantee the expected result.

A pioneer in proportional dosing without electricity, Dosatron technology meets the requirements of today's various washing technologies (tunnel, gantry, high pressure and manual washing). Thanks to its simplicity of installation and use, ease and low maintenance cost, as well as compatibility with most of the additives used on the market, Dosatron technology contributes to optimising operating costs, in a context where they are a major decision-making criterion in the design and use of installations.

### Applications

- Washing tunnel
- High pressure washing
- Washing gantry
- Courtesy wash



### Graphic Industry

Despite a strong trend towards digitalisation, media such as promotional printed matter, newspapers, magazines, books or packaging persist and require printing.

Even if digital printing offers flexibility and speed in the preparation and printing phases, naturally adapted to low-volume printing, offset technology remains predominant for medium and large series.

From the preparation of water for use in machines (softening, re-mineralization, pH regulation, addition of wetting agents) to the processing of paper (incorporation of silicone), the dosing operations determine the final quality of the printing and the efficiency of the process.

For more than 45 years, Dosatron technology has provided a highly technical response to your dosing needs throughout the graphic chain. Insensitive to pressure and flow variations in the water network, Dosatron dispensers guarantee precision and repeatability for dosing operations while offering many advantages that contribute to process optimization (ease of implementation and adjustment of the dosage, self-priming, compatible with viscous additives, etc.).

### Applications

- Injection of wetting agents
- Mineral dosing
- Dosing of silicones



## Metal Working

From extraction to finished parts, metals are subjected to many transformations before reaching their final use (automotive sector, aeronautics sector, railway sector, industrial valves and pumps, general mechanics, precision mechanics etc.).

Some process steps require the use of water with the addition of additives: cutting fluid for machining, silicone for poteyage, detergent for cleaning and degreasing etc....

Although water quality plays a significant role in these applications, the performance of additive dosing is crucial, contributing to product quality and optimising operating costs.

In addition to being the pioneer of proportional dosing without electricity, Dosatron has been responding to dosing problems in metalworking for more than 45 years. Thanks to its easy-to-use technology, involving low maintenance costs and capable of processing most of the additives in the industry, Dosatron offers a technical solution that is both efficient and cost-effective, particularly for viscous additives requiring high incorporation rates (>5%).

### Applications

- Soluble oils
- Posting
- Vibro-abrasion
- Degreasing
- Legionella treatment

## ATEX

The safety of employees in the workplace is becoming a major concern for employers and initiatives around the world are multiplying to contribute to it. ATEX, IECEx, INMETRO, EAC, CN-Ex, UL etc. are all certification programs that allow equipment manufacturers to offer solutions that guarantee the safety of users in environments subject to potential explosive atmospheres.

At European level, any manufacturer wishing to offer a hardware solution for use in hazardous atmospheres must comply with the ATEX Directive 2014/34/EU.

The industrial processes developed for the pharmaceutical industry, the chemical industry, mining, waste water management, refinery operations or industrial paint application include numerous dosing stations sized according to the applications to be carried out. As soon as the dosing needs are expressed in an ATEX environment, the range of available solutions is significantly reduced, taking into account the constraints to be respected.

World leader in proportional dosing solutions without electricity, and with 45 years of experience in industrial dosing, Dosatron meets the requirements of ATEX regulations in zone 0 or 20. Dosatron technology allows, without electricity, the in-line dosing of a wide range of additives used in industry, whether liquid or soluble, acid or alkaline, fluid or viscous. A simplified alternative compared to equivalent electrical technologies, it guarantees a high level of accuracy while contributing to the optimization of the construction and maintenance budget.

### Applications

- Soluble oils
- Posting
- Vibro-abrasion
- Degreasing
- Legionella treatment



# *Food & Hygiene*

*Non-Electric Water Driven Dosing Pumps*

Disinfect & Sanitise





## *Cleaning and Sanitising in the Food and Beverage Industry*

An essential step to prevent the harmful growth of microorganisms starts with surface protection. Under Standard 3.2.2 - Food Safety Practices and General Requirements, the Food & Beverage industry are required to ensure all tools of trade, premises and means of food transport are kept clean and sanitary.

## *The Importance of Sterilising in Healthcare*

With the rise of harmful viruses spreading into the community, sterilisation is paramount in Healthcare to destroy and eliminate all microbial life including infectious pathogens.

## *Dosatron's Operating Principle*

Installed directly in the water supply line, the Dosatron operates by using the flow of water as the power source. The water activates the Dosatron, which takes up the required percentage of concentrate directly from the container and injects it into the water. Inside the Dosatron, the concentrate is mixed with the water, and the water pressure forces the solution downstream.

The dose of concentrate will be directly proportional to the volume of water entering the Dosatron, regardless of variations in flow or pressure, which may occur in the main line.

## *Do You Know...*

The Dosatron Food & Hygiene Line combined with a caustic and chlorinated concentrate is a convenient solution for clearing unwanted beer stone, mold, bacteria and yeast build-up in your beer lines. Amongst the several configurations, the Dosatron can be easily installed in-line or mobilised when mounted to a trolley. The Water Line range is safe to use in the Food and Beverage industry and has NSF certification for quality assurance.



# Food & Hygiene

## Non-Electric Water-Driven Dosing Pumps

Disinfect & Sanitise

### D3



#### High Temperature Dosing Pump

- Maximum effectiveness of the cleaning product thanks to high-temperature water dosing.
- Compatible with all types of acid and alkaline chemicals used in clean-in-place and centralised cleaning systems.
- Reliable and consistent dosing regardless of the number of satellites in operation.
- Optimisation of water and chemical consumption.
- Extremely easy to install, operate and maintain - plug and play.

Specifications	D3TRE3000	D3TRE5	D3TRE10
Operating Flow	100L/hr min. - 3m <sup>3</sup> /hr max.		
Operating Temperature	Up to 70°C		
Operating Water Pressure	0.3 - 6 bar		
Dosage	0.03 - 0.3%	0.5 - 5%	1 - 10%
Injection Rate	0.03 - 9L/hr	0.5 - 150L/hr	1 - 300L/hr
Connection	3/4" Male BSP/NPT - Ø20 x 27mm		

### D45



Note: This model is fitted with external injector

Specifications	D45RE3000	D45RE15	D45RE3	D45RE8
Operating Flow	100 - 4500 L/hr			
Operating Temperature	Up to 70°C			
Operating Water Pressure	0.5 - 5 bar			
Dosage	0.03 - 0.1%	0.2 - 1.5%	0.5 - 3%	3 - 8%

## HU1



### Unique Technology Associating All Dosing Functions

Dosing Technique: Non-electric proportional

Energy Source: Water flow and pressure

Package Contents:

- 1 Dosatron water powered proportional dosing unit.
- 1 ABS-wall case.
- 1 Shut-off valve.
- 1 Anti-pollution disconnecter.
- BA type (standard EN 1717).
- 1 Stainless steel support for 2 drums of 5L or 1 drum of 10L.
- 1 Transparent suction hose, length 175cm, diameter 6 x 9mm.
- 1 Instruction and maintenance manual.
- 1 Protection cap for drum orifice.
- 1 Filling kit composed of hose (180cm) and anti-drop nozzle.



### Specifications

### HU1

Maximum Operating Temperature	40°C
Minimum Operating Temperature	5°C
Operating Pressure	1 - 6 bar
Water Flow Range	100L/hr - 2 m <sup>3</sup> /hr
Injection Range	0.07 - 10%

# Options Accessories Spares

## Standard Dosatron Housing & Material

Housing	Special polypropylene, HT (D3 & D30), PVC (D20) and aluminium (D20)
Motor Piston	Polypropylene, polyamide, VF or HT (D3 & D30), peek (D3 & D30), PVDF (D3 & D30), stainless steel (D20)
Injection Area	Polypropylene, polyethylene, hastelloy (check valve spring - D3 & D30) PVC (D20)
Injection Hose	PVC or polyethylene

### Available Options

### Optimized compatibility

<b>AF</b> Recommended seals for alkaline concentrate	<b>PV DF</b> Housing
<b>VF</b> Recommended seals for acids, oils, odour-or pest control concentrates	<b>IE</b> External injection
<b>K</b> For highly concentrated acids (> 15 %)	<b>V</b> Kit for viscous concentrate

Injection Hose - Special material for hose and foot strainer available

Note: To ensure compatibility use part number referenced in manual when choosing Options, Accessories & Spares. Or consult your nearest Dosatron expert.

### Housing (Optional)

Carter for highly concentrated acids



PV  
DF

### External Injection (Optional)

Fitted on D25RE2



IE

### Seal and Seal Kits



AF VF K V

### Mixer (Optional)



### Injection Hose & Foot Strainer

Available in PVC or PE



### Bypass (Optional)

System for manual activation of the additive suction (on) and stop (off)



### Supported Legs

Fitted on D20GL2



### Bell Housing Assembly



### Lower Body Assembly



### Sub Assembly Motor & Plunger Rod



### Complete Venturi Injector (Optional)



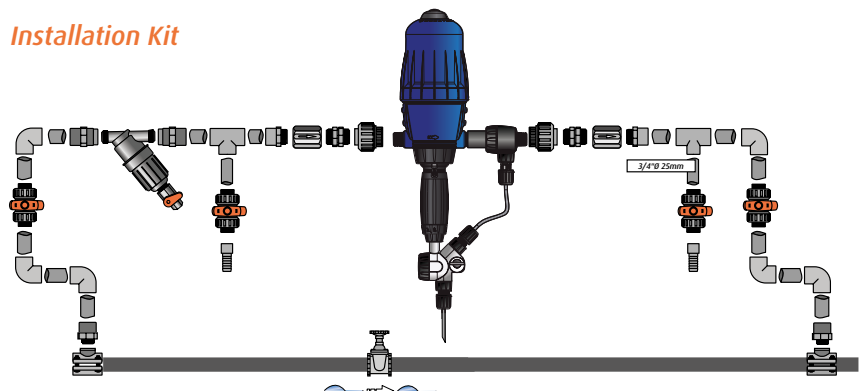
### Vacuum Breaker (Optional)



### Injection Stem



### Installation Kit



# Click Charts

Only to be used as a guideline

**3 GPM (11 LPM)**  
D07RE5

**Clicks Per 15 Seconds**

Clicks	GPM	LPM
4	0.5	2
8	1	4
12	1.5	6
16	2	8
20	2.5	10
24	3	11

**11 GPM (42 LPM)**  
D25RE2 | D25RE5 | D25F | D25F1 | D25RE09 | D25RE10\*

**Clicks Per 15 Seconds**

Clicks	GPM	LPM
3	1	4
10	3	11
19	5	19
22	7	27
31	9	34

\*D25RE10 Flows up to 8.8 GPM which equals 36 clicks

**14 GPM (53 LPM)**  
D3RE2 | D3RE5 | D3RE10 | D3RE3000

**Clicks Per 15 Seconds**

Clicks	GPM	LPM
2	0.5	2
3	1	4
10	3	11
21	6	23
35	10	38
49	14	53

**11 GPM (42 LPM)**  
DIA4AL

**Clicks Per 15 Seconds**

Clicks	GPM	LPM
2	0.5	2
4	1	4
12	3	11
24	6	23
34	9	34
40	11	42

**11 GPM (42 LPM)**  
DIA4AL

**Clicks Per 1 Minutes**

Clicks	GPM	LPM
3	0.2	1
6	0.4	2

**11 GPM (42 LPM)**  
DIA4AL

**Clicks Per 2 Minutes**

Clicks	GPM	LPM
1	0.02	75
2	0.05	189
3	0.1	379

**20 GPM (76 LPM)**  
D45RE3 | D45RE8 | D45RE15

**Clicks Per 15 Seconds**

Clicks	GPM	LPM
2	1	4
7	3	11
12	5	19
25	10	38
37	15	57
45	20	76

**40 GPM (152 LPM)**  
D8RE2 | D8R5 | D8RE3000

**Clicks Per 15 Seconds**

Clicks	GPM	LPM
1	2	8
4	5	19
9	10	38
18	20	76
27	30	114
36	40	152

**40 GPM (152 LPM)**  
D9GL05 | D9GL2 | D9GL5

**Clicks Per 15 Seconds**

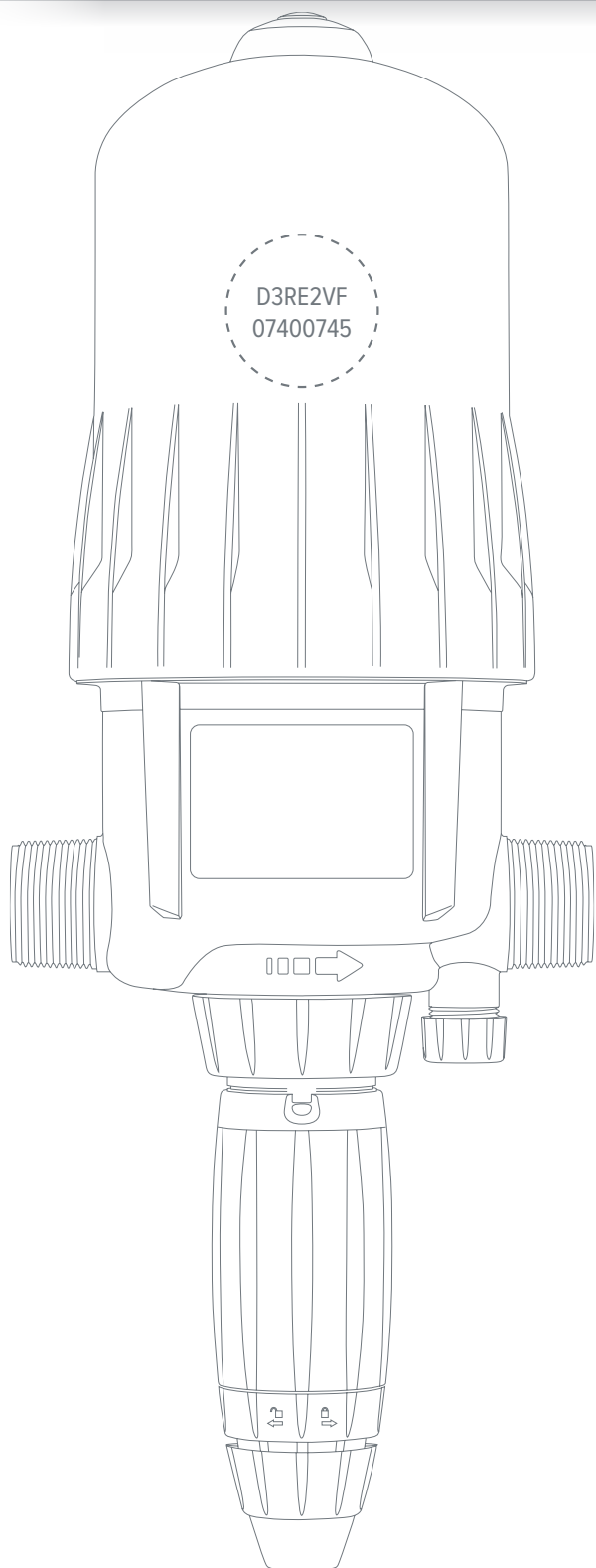
Clicks	GPM	LPM
1	0.9	3.6
5	4.5	17
11	10	38
22	20	76
33	30	114
44	40	152

**100 GPM (379 LPM)**  
D20S

**Clicks Per 15 Seconds**

Clicks	GPM	LPM
2	6	23
4	12	45
9	25	95
18	50	190
36	100	379

## Example Reference: D3TRE/GL2IEBPVAFPII



**D3** Type of Dosatron

**T** Temperature

<b>RE/GL</b>	RE	Adjustable
	GL	Green Line fertigation)

**2** Dosage (% or ratio)

**IE** External Injection

**BP** Integrated Bypass

**V** Viscous Products (>400 cPs)

### Dosing Seals

AF	PH 7-14
HTAF	Strong Alkalines
VF	PH 1-7
K	Strong Acids (>15%)

<b>P</b>	PVDF	White
----------	------	-------

**II** Other Extensions (Consult Us)





# Parts List

Part No	Description	Compatibility
<b>Accessories</b>		
ACH	Filling Kit For Hospital	
AKI7	Protective Kit Not assembled, without wall plate	
AKP	Spraying Kit For Trucks	
ALP2	Pressure Gauge With pressure reducer 3/4" F/F	
CMJ017	Disconnecter and Connection Including Hose Assembly	
CMP066	Assembly Disconnecter Including Hose and Seals	
DMIX25	Dynamic Mixer	
DOSAPACK	Protective Kit Assembled on wall plate	
MDI310	Flow reducer M/F 25 l/mn	
MDI429	Disconnecter Honeywell BA	
MDI431	Flow Restrictor 3/4 F/F 49l/mn	
MDI432	Flow Restrictor 3/4 F/F - 12 l/mn	
MMDI030	Spray Gun	
MPDI016	Spraying Kit 25M	
MPSX	Spray Gun Sub-Assembly	
PJD1107EP	Filter Cartridge 300 microns [50 mesh]	
PP053	Drum Inlet Protector Protection Assembly	
<b>Bypass</b>		
MPDI196	Complete by-pass sub-assy	D3 D8 D9
MPDI196P	Complete by-pass sub-assy	D3 D8 D9 (PVDF)
MPDI045	Complete by-pass sub-assy	D25
<b>Injection Kit</b>		
MP004	Suction assy 6 x 9	D07-125,5 D25-2
MP104	Suction assy 12 x 16	D25-2,4
MP222	Suction assy 12 x 16	D25-10
MPDI005	Suction assy 6 x 9	D25-1500,09
MPDI013	Suction assy 20 x 27	D25-10 D3-10,25 D8-5 D9-5
MPDI185	Suction 8 x 12 Sub-assembly	D3-2
MPDI201	Suction sub-assembly	D3-2
MPDI205	Suction sub assembly 4 x 6	D8-3000
MPDI188	Suction assy 12 x 16	D3-5
MPDI189	Suction assy 16 x 22	D3-5,10,25 D8-2 D9-2
20PP001	Suction hose assy 20 x 27	D20-2 - AL,GL,SVF
20PP001D4	Suction hose assy 20 x 27	D20-2 - WL
MPDI216	Suction sub assy 8 x 12 - 4 m hose - 100 µ	D30-5000,02
MPDI217GL	Suction sub assy 16 X 22 - 100 µ	D30-1
MPDI226	Suction sub assembly 4 x 6	D30-30000
<b>Injection Seal Kit</b>		
PJD1106VF	Injection seals kit + suction valve + barbed fitting VF	D07-125
PJD1106AF	Injection seals kit + suction valve + barbed fitting AF	D07-125
PJD1106AFP	Ens joints dosage + clapet	D07-125
PJD1106VFP	Ens joints dosage + clapet	D07-125
PJ127AF	Injection seals set + suction valve + barbed fitting AF	D25-09
PJ127VF	Injection seal set + valve + barbed fitting VF	D25-09
PJ118AF	Injection seals set + suction valve + barbed fitting AF	D25-1500
PJ118VF	Injection seals set + suction valve + barbed fitting VF	D25-1500
PJ093AF	Injection seals set + suction valve + barbed fitting AF	D25-2
PJ093VAF	Injection seals set + suction valve + barbed fitting V AF	D25-2
PJ093VF	Injection seals set + suction valve + barbed fitting VF	D25-2
PJ093VVF	Injection seals set + suction valve + barbed fitting V VF	D25-2
PJ094AF	Injection seals set + suction valve + barbed fitting AF	D25-4
PJ094VF	Injection seals set + suction valve + barbed fitting VF	D25-4
PJ119AF	Injection seals set + suction valve + barbed fitting AF	D25-5
PJ119VAF	Injection seals set + suction valve + barbed fitting V AF	D25-5
PJ119VF	Injection seals set + suction valve + barbed fitting VF	D25-5
PJ119VVF	Injection seals set + suction valve + barbed fitting V VF	D25-5
PJ120AF	Injection seals set + suction valve + barbed fitting AF	D25-10

Part No	Description	Compatibility
PJ120VAF	Injection seals set + suction valve + barbed fitting V AF	D25-10
PJ120VF	Injection seals set + suction valve + barbed fitting VF	D25-10
PJ120VVF	Injection seals set + suction valve + barbed fitting V VF	D25-10
PJD1139HTAF	Injection seal set + suction valve HTAF	D3-3000 D30-30000
PJD1139HTAF-1	Dosing unit + HT/AF valve	D3-3000 D30-30001
PJD1139VF	Injection seal set + suction valve VF	D3-3000 D30-30002
PJD1139VF-1	Dosing unit + VF valve	D3-3000 D30-30003
PJD1139VFK	Injection seal set + suction valve VFK	D3-3000 D30-30004
PJD116HTAF	Injection seals kit HT/AF + valve + Barbed fitting HT/AF	D3-2 D30-5000,02
PJD116VF	Injection seals kit VF + valve +	D3-2 D30-5000,02
PJD1120HT	Injection seals kit + valve + barbed fitting	D3-5 D8-2 D9-2
PJD1120HTAF	Injection seals kit HT/AF + valve + barbed fitting	D3-5 D8-2 D9-3
PJD1120VF	Injection seals kit VF + valve + barbed fitting	D3-5 D8-2 D9-4
PJD1120VFK	Injection seals kit + barbed fitting + valve VF - Kalrez plunger seal	D3-5 D8-2 D9-5
PJD1120VHT	Injection seals kit + valve + barbed fitting	D3-5 D8-2 D9-6
PJD1120VHTAF	Dosing unit seals + valve + V HT/AF hose connector	D3-5 D8-2 D9-7
PJD1120VVF	Injection seals kit V VF + suction valve + barbed fitting	D3-5 D8-2 D9-8
PJD1120VVK	Injection seals kit + barbed fitting + valve V VF - Kalrez plunger seal	D3-5 D8-2 D9-9
PJD1122HT	Injection seals kit + suction valve + barbed fitting	D3-10
PJD1122HTAF	Injection seals kit HT/AF + suction valve + barbed fitting	D3-10
PJD1122VF	Injection seals kit VF + suction valve + barbed fitting VF	D3-10 D8-5
PJD1122VFK	Injection seals kit + barbed fitting + valve VF - Kalrez plunger seal	D3-10 D8-5
PJD1122VHT	Injection seals kit + suction valve + barbed fitting	D3-10 D8-5 D9-5 D30-1
PJD1122VHTAF	Injection seals kit V HT/AF + suction valve + barbed fitting	D3-10 D8-5 D9-5 D30-1
PJD1122VVF	Injection seals kit + suction valve + barbed fitting V VF	D3-10 D8-5 D9-5 D30-1 D90-05
PJD1122VVK	Injection seals kit + barbed fitting + valve V VF - Kalrez plunger seal	D3-10 D8-5 D9-5 D30-1
PJD1135HTAF	Injection seal set + suction valve HT AF	D3-25
PJD1135VHTAF	Injection seal set + suction valve V HT/AF	D3-25
PJD1135VF	Injection seal set + suction valve VF	D3-25
PJD1135VVF	Injection seal set + suction valve V VF	D3-25
8PJ075HTAF	Injection seals kit HT/AF	D8-3000
8PJ075VF	Injection seals kit VF	D8-3000
8PJ075VFK	Injection seals kit VF/K	D8-3000
20PJ030VF	Injection seal assy + suction valve + barbed fitting VF	D20-2
20PJ030AF	Injection seal assy + suction valve + barbed fitting AF	D20-2
<b>Body Seal</b>		
J042HT	O-ring seal HT	D25-09,1500,2,10
JD1001	O-ring seal	D3-2,5,10,25
8J041	O'ring seal	D8-3000,2,5 D9-2,5
<b>Housing Body</b>		
MPDI197HT	Top cap blue with air bleed + body blue + By-Pass	D07-125,5
MPDI197HTP	Top cap blue with air bleed + body blue + By-Pass (for PVDF)	D07-125,5
MPDI197VF	Top cap blue with air bleed + body blue + By-Pass-switch	D07-125,5
MPDI197VFP	Top cap PVDF with air bleed + body PVDF + By-Pass-switch	D07-125,5
<b>Bell Housing</b>		
PJ085	Top cap assy, blue, with air-bleed + seal	D25-09,1500,2,4,5,10
PJ085BP	Top cap assy, blue, with by-pass + seal	D25-09,1500,2,4,5,10
MPDI186	Bell housing assy, blue with bellows + seal	D3-3000,2,5,10,25
MPDI186BP	Bell-housing, blue, with by-pass + seal	D3-3000,2,5,10,25
8MP039	Bell housing assy with bellows + seal	D8-3000,2,5 D9-2,5
8MP039BP	By-pass bell housing assy + seal	D8-3000,2,5 D9-2,5
<b>Bottom Housing</b>		
PJ079	Pump body assy, blue + seal	D25-09,1500,2,4,5,10
PJD1113	Complete pump body assy, blue + diffusor + seal + wall support	D3-3000,2,5,10,25
8PJ067	Equiped pump body assy + seal	D8-3000,2,5 D9-2,5
<b>Injection Stem</b>		
CDDI067AF	Injection part assy AF	D07-125
CDDI067VF	Injection part assy AF	D07-125

Part No	Description	Compatibility
CDDI066AF	Injection part assy AF	D07-5
CDDI066VF	Injection part assy VF	D07-5
CD095AF	Injection part assy AF	D25-09
CD095VF	Injection part assy VF	D25-09
CD085AF	Injection part assy AF	D25-1500
CD085VF	Injection part assy VF	D25-1500
CD072AF	Injection part assy AF	D25-2
CD072VAF	Injection part assy V AF	D25-2
CD072VF	Injection part VF	D25-2
CD072VVF	Injection part assy VVF	D25-2
CD073AF	Injection part assy AF	D25-4
CD073VF	Injection part assy VF	D25-4
CD088AF	Injection part assy AF	D25-5
CD088VAF	Injection part assy V AF	D25-5
CD088VF	Injection part assy VF	D25-5
CD088VVF	Ens partie dosage V VF	D25-5
CD089AF	Injection part assy AF	D25-10
CD089VAF	Injection part assy V AF	D25-10
CD089VF	Injection part assy VF	D25-10
CD089VVF	Injection part assy V VF	D25-10
CDDI079HTAF	Injection assembly - HT/AF	D3-3000
CDDI079HTAF-1	Injection assembly VF	D3-3000
CDDI079VF	Injection assembly VF	D3-3000
CDDI079VF-1	Injection assembly VF	D3-3000
CDDI079VFK	Injection assembly VF / K	D3-3000
CDDI074HT	Dosing part assy HT	D3-2
CDDI074HTAF	Dosing part assy HT/AF	D3-2
CDDI074VF	INJECTION STEM VF	D3-2
CDDI075HT	Dosing part assy HT	D3-5
CDDI075HT-1	D3TRES HT injection assembly	D3-5
CDDI075HTAF	Dosing part assy HT/AF	D3-5
CDDI075HTAF-1	D3TRES HT/AF injection assembly	D3-5
CDDI075VF	Dosing part assy VF	D3-5
CDDI075VF-1	D3TRES VF injection assembly	D3-5
CDDI075VHT	Dosing part assy VHT	D3-5
CDDI075VHT-1	D3TRES V HT injection assembly	D3-5
CDDI075VHTAF	Dosing part assy V HT/AF	D3-5
CDDI075VHTAF-1	D3TRES V HT/AF injection assembly	D3-5
CDDI075VVF	Dosing part assy V VF	D3-5
CDDI075VVF-1	D3TRES V VF injection assembly	D3-5
CDDI076HT	Dosing part assy HT	D3-10
CDDI076HT-1	D3TRE10 HT injection assembly	D3-10
CDDI076HTAF	Dosing part assy HT / AF	D3-10
CDDI076HTAF-1	D3TRE10 HT/AF injection assembly	D3-10
CDDI076VF	Dosing part assy VF	D3-10
CDDI076VF-1	D3TRE10 VF injection assembly	D3-10
CDDI076VHT	Dosing part assy V HT	D3-10
CDDI076VHT-1	D3TRE10 V HT injection assembly	D3-10
CDDI076VHTAF	Dosing part assy V HT/AF	D3-10
CDDI076VHTAF-1	D3TRE10 V HT/AF injection assembly	D3-10
CDDI076VVF	Dosing part assy V VF	D3-10
CDDI076VVF-1	D3TRE10 V VF injection assembly	D3-10
PJDI198HTAF	Plunger piston sub-assembly with rod HT AF	D3-25
PJDI198VF	Plunger piston sub-assembly with rod	D3-25
CDDI078HTAF	Injection assembly HT/AF	D3-25
CDDI078VHTAF	Injection assembly V HT/AF	D3-25
CDDI078VF	Injection assembly VF	D3-25
CDDI078VVF	Injection assembly V VF	D3-25

Part No	Description	Compatibility
8CD035HTAF	Injection assembly HT/AF	D8-3000
8CD035VF	Injection assembly VF	D8-3000
8CD035VFK	Injection assembly VF/K	D8-3000
8CD033AF	Injection assy AF	D8-2 D9-2
8CD033HT	Injection assy HT	D8-2 D9-2
8CD033VF	Injection assy. VF	D8-2 D9-2
8CD034AF	Injection assembly AF	D8-5
8CD034HT	Injection assembly HT	D8-5
8CD034VF	Injection assembly VF	D8-5
CDDI099VF	Dosing assembly 1 - 5% VF	D9-5
Motor Assembly		
PCDI028AF	Complete motor assy AF	D07-125
PCDI028AFP	Complete motor assy AF PVDF	D07-125
PCDI028VF	Complete motor assy VF	D07-125
PCDI028VFP	Complete motor assy VF PVDF	D07-125
PCDI027AF	Complete motor assy AF	D07-5
PCDI027AFP	Complete motor assy AF PVDF	D07-5
PCDI027VF	Complete motor assy VF	D07-5
PCDI027VFP	Complete motor assy VF PVDF	D07-5
PC099AF	Complete motor assy AF	D25-09
PC099VF	Complete motor assy VF	D25-09
PC084AF	Complete motor assy AF	D25-1500
PC084VF	Complete motor assy VF	D25-1500
PC061AF	Complete motor assy AF	D25-2
PC061VF	Complete motor assy VF	D25-2
PC062AF	Complete motor assy AF	D25-4
PC062VF	Complete motor assy VF	D25-4
PC090AF	Complete motor assy AF	D25-5
PC090VF	Complete motor assy VF	D25-5
PC092AF	Complete motor assy AF	D25-10
PC092VF	Complete motor assy VF	D25-10
PCDI030HT	Motor sub-assy HT	D3-3000,2,5,10
PCDI030VF	Motor sub-assy VF	D3-3000,2,5,10
PJDI138AF	Plunger piston sub-assy AF	D3-3000
PJDI138AF-1	Sub-Assembly AF plunger	D3-3000
PJDI138K	Plunger piston sub-assy FFKM	D3-3000
PJDI138VF	Plunger piston sub-assy VF	D3-3000
PJDI138VF-1	Sub-Assembly VF plunger	D3-3000
PJDI114AF	Plunger piston sub-assy + seal AF	D3-2
PJDI114K	Plunger piston sub-assy + seal FFKM	D3-2
PJDI114VF	Plunger piston sub-assy + seal VF	D3-2
PJDI114VF-1	Plunger rod sub-assembly D25AL2N	D3-2
PJDI119AF	Plunger piston sub-assy + seal AF	D3-5 D8-2 D9-2
PJDI119K	Plunger piston sub-assy + seal FFKM	D3-5 D8-2 D9-2
PJDI119VF	Plunger piston sub-assy + seal VF	D3-5 D8-2 D9-2
PJDI121AF	Plunger piston sub-assy + seal AF	D3-10 D9-5
PJDI121K	Plunger piston sub-assy + seal FFKM	D3-10 D9-5
PJDI121VF	Plunger piston sub-assy + seal VF	D3-10 D9-5
PD1642	Motor piston	D3-25
8PC002	Motor sub-assy without plunger rod	D8-3000,2,5
8PP011	Sub assy piston fastening adapter	D8-3000,2
8PJ074AF	Plunger piston assy + seal AF	D8-3000
8PJ074K	Plunger piston assy + seal K	D8-3000
8PJ074VF	Plunger piston assy + seal VF	D8-3000
8PJ069AF	Suction piston assy AF	D8-5
8PJ069VF	Suction piston assy VF	D8-5
PCDI032HT	Sub assembly motor D9 - HT	D9-2,5

**TESUCO**<sup>®</sup>  
TECHNICAL SUPPLIES COMPANY



**DOSATRON**<sup>®</sup>  
*brought to you by Tesuco*<sup>®</sup>



***dosatronaustralia.au***

*For Maintenance Visit **dosatron.tv***

The information in this brochure is to be used as a guide only.  
The ultimate responsibility for safe use of the equipment lies with the operator. In the interest of constant improvement in quality and design, product specifications may change at any time, without notice. E&OE